

Regional Workshop on the Compilation of Trade in Services

Tunisia

Mohamed Hammami

Outline for Presentation


- **Statistical instrument to compile trade services**
- **Business register**
- **Annual Business Surveys**
- **BR and business survey as a benchmark**
- **Definition of FATS**
- **Availability of FATS in BR**


03 | Statistical instrument to compile trade services


The Tunisian national statistical institute (NSI) has, in addition to balance of payments, two internal instruments to compile the contribution of trade services in the national economy :

- Business register.
- Business Surveys.


04 | Business register


- 
- **Tunisian BR:**
 - A national directory in which all businesses and their local units are registered
 - Created since 1994

- 
- **Content of BR :**
 - **Identification information:** identifiers, address, nationality, legal form,..
 - **Localization information:** address of local units
 - **Demographic information:** date of set up and date of exits
 - **Economic information:** number of employees, turnover, export, NJC ,...
 - **NSI codify the economic activity using the Tunisian Classification of Activities** (aligned with international classifications)

- 
- **Updates**
 - Each year 50,000 legal units entre and 25.000 units exits.
 - About 650,000 units in 2013 (including self-employers).

05 | Annual Business Surveys

- 
- **Objectives:** The goal for the survey is to collect detailed informations on employments, productions, and other characteristics of registered enterprises in BR.
 - **Coverage:** the survey covers all resident companys including foreign-affiliates , It covers all economic activities except agriculture

- 
- **Principals variables collected**
 - Balance sheets
 - Income statements
 - Sales
 - Employment and employee characteristics
 - Investments
 - products

Since 2009, the financial ministry, the main partner of the NSI in BR management, has made available for BR a set of new variables that serves as a benchmark for estimating trade in services:

- Turnover
- Local turnover
- Export turnover
- Trade in service

These variables are available for each firm which give us a reference of the share of trade in services in GDP.

07 | Definition of FATS

Foreign affiliates trade statistics (FATS) measure the activity foreign firms on domestic territory (inward) and that of subsidiaries of domestic firms located abroad (outward).

08 | Availability of FATS in BR and business survey

The FATS variables included at BR:

- Nationality
- Regime (offshore, onshore)
- Turnover
- Employment
- Imports and exports of goods and services
- Taxes
- Value added

09 | Some statistics

The share of foreign companies to the total private companies

year	% number	Employment	NJC	Turnover
2009	1.63%	12.07%	9.48%	14.33%
2010	1.82%	12.09%	10.27%	14.90%
2011	1.87%	12.71%	30.03%	14.30%
2012	2.02%	12.76%	9.45%	13.45%
2013	2.16%	12.72%	.	

THANK YOU

Med.hammami@gmail.com

Rue Ech-cham B.P 265 Cedex Tunis
Tél. : (+216) 71 89 10 02
Fax : (+216) 71 79 25 59
Site Web: www.ins.tn
Email : ins@ins.tn