

# ESCWA Statistical Information System- ESIS Introduction

**Therese El Gemayel  
Researcher**

**[elgemayel@un.org](mailto:elgemayel@un.org), [therese.gemayel@hotmail.com](mailto:therese.gemayel@hotmail.com)**

**and**

**Wafa Aboul Hosn  
Team Leader Sectoral Statistics**

**[aboulhosn@un.org](mailto:aboulhosn@un.org)**

**Statistics Division, ESCWA**

**Training on Environment Statistics and  
Accounts**

**21-24 June 2010**

**Sanaa, Yemen**




# ESIS DATABASE

Produce, distribute and **update** a  
**database, docubase, and expertbase** on  
environment information for ESCWA



# ESIS Database

## Environment and Water

- Desktop 
- WebPortal 
- ESCWA vs. Member Countries 

# ESIS DATABASE

**Insert, Manage and Delete Divisions, Groups and Users**

| Group Id* | Division*   | Full Name*         | Username*      | Password* | Email | Registration Date* |
|-----------|---|--------------------|----------------|-----------|-------|--------------------|
| dbo       | Information and Communication Technology Division | juliana daher      | juliana daher  | *****     |       | 1/1/2005           |
| dbo       | Information and Communication Technology Division | Sukaina Al Nasrawi | sukainanew     | *****     |       | 1/1/2005           |
| Guest     | Economic Analysis Division                        | Linda Mattar       | Linda Mattar   | *****     |       | 1/1/2005           |
| Guest     | Sustainable Development and Productivity Division | Hanan Atallah      | Hanan Atallah  | *****     |       | 1/1/2005           |
| Guest     | Sustainable Development and Productivity Division | Lama Dargawth      | Lama Dargawth  | *****     |       | 1/1/2005           |
| Guest     | Sustainable Development and Productivity Division | Lara Geadah        | Lara Geadah    | *****     |       | 1/1/2005           |
| Guest     | Sustainable Development and Productivity Division | Julie Abouarab     | Julie Abouarab | *****     |       | 1/1/2005           |

**Define users permissions**

| Form*                    | Can Display                         | Can Add New                         | Can Update                          | Can Print                           | Can Delete                          | DESCRIPTION |
|--------------------------|-------------------------------------|-------------------------------------|-------------------------------------|-------------------------------------|-------------------------------------|-------------|
| Restore                  | <input checked="" type="checkbox"/> | <input checked="" type="checkbox"/> | <input checked="" type="checkbox"/> | <input checked="" type="checkbox"/> | <input checked="" type="checkbox"/> |             |
| unitsForm                | <input checked="" type="checkbox"/> | <input checked="" type="checkbox"/> | <input checked="" type="checkbox"/> | <input checked="" type="checkbox"/> | <input checked="" type="checkbox"/> |             |
| ManageDataStatus         | <input checked="" type="checkbox"/> | <input checked="" type="checkbox"/> | <input checked="" type="checkbox"/> | <input checked="" type="checkbox"/> | <input checked="" type="checkbox"/> |             |
| sub_collectionsForm      | <input checked="" type="checkbox"/> | <input checked="" type="checkbox"/> | <input checked="" type="checkbox"/> | <input checked="" type="checkbox"/> | <input checked="" type="checkbox"/> |             |
| ProcessDerivedIndicators | <input checked="" type="checkbox"/> | <input checked="" type="checkbox"/> | <input checked="" type="checkbox"/> | <input checked="" type="checkbox"/> | <input checked="" type="checkbox"/> |             |
| range_valuesForm         | <input checked="" type="checkbox"/> | <input checked="" type="checkbox"/> | <input checked="" type="checkbox"/> | <input checked="" type="checkbox"/> | <input checked="" type="checkbox"/> |             |
| GroupsPermissionsForm    | <input checked="" type="checkbox"/> | <input checked="" type="checkbox"/> | <input checked="" type="checkbox"/> | <input checked="" type="checkbox"/> | <input checked="" type="checkbox"/> |             |
| CategoryIndicatorsForm   | <input checked="" type="checkbox"/> | <input checked="" type="checkbox"/> | <input checked="" type="checkbox"/> | <input checked="" type="checkbox"/> | <input checked="" type="checkbox"/> |             |
| esis_datesForm           | <input type="checkbox"/>            | <input checked="" type="checkbox"/> | <input checked="" type="checkbox"/> | <input checked="" type="checkbox"/> | <input checked="" type="checkbox"/> |             |
| esis_usersForm1          | <input checked="" type="checkbox"/> | <input checked="" type="checkbox"/> | <input checked="" type="checkbox"/> | <input checked="" type="checkbox"/> | <input checked="" type="checkbox"/> |             |
| ProcessDataDelete        | <input checked="" type="checkbox"/> | <input checked="" type="checkbox"/> | <input checked="" type="checkbox"/> | <input checked="" type="checkbox"/> | <input checked="" type="checkbox"/> |             |
| ProcessDataItems         | <input checked="" type="checkbox"/> | <input checked="" type="checkbox"/> | <input checked="" type="checkbox"/> | <input checked="" type="checkbox"/> | <input checked="" type="checkbox"/> |             |
| moduleCategoriesForm     | <input checked="" type="checkbox"/> | <input checked="" type="checkbox"/> | <input checked="" type="checkbox"/> | <input checked="" type="checkbox"/> | <input checked="" type="checkbox"/> |             |

# ESIS DATABASE

Indicators - ESIS

Users Administration Data Management Reports Help

Modules Module Profiles Categories Sub-Categories Indicators Conferences Collections Sub-Collections Collection Indicators Countries Years Ranges Scales Units Notes Sources

Modules Collections Region/Co... Time Values

Application Manager

Indicators

Help

Indicators

Manage Modules, Categories, Indicators, Countries, Years, Notes and Sources

↑ ← + × ✎ 💾 ↶ → ↓ 🖨️ 🌐 🔍

| Category*                  | English Indicator Name*                                |
|----------------------------|--|
| Basic Country Data         | Total area [Sq Km]                                     |
| Basic Country Data         | Total population                                       |
| Basic Country Data         | Urban population                                       |
| Basic Country Data         | Population density                                     |
| Basic Country Data         | Population aged 0-14 [as % of total population]        |
| Basic Country Data         | Population aged 16-64 [as % of total population]       |
| Basic Country Data         | Population aged 65 and over [as % of total population] |
| Telecom Infrastructure     | DSL subscribers  |
| Telecom Infrastructure     | Initial cost [DSL]                                     |
| Telecom Infrastructure     | Monthly charge [DSL]                                   |
| Telecom Infrastructure     | Leased lines subscribers                               |
| Compliance with WTO        | Reference paper  |
| Laws and regulations       | Patent law   |
| Computers and the Internet | Personal computers                                     |
| Computers and the Internet | Personal computers in education                        |
| Computers and the Internet | Networked PCs  |
| Computers and the Internet | Networked PCs per 100 PC                               |
| Compliance with WTO        | IPR enforcement  |
| Compliance with WTO        | Basic telecom agreement                                |
| Telecom Infrastructure     | Initial cost [Leased Lines]                            |
| Telecom Infrastructure     | Monthly charge [Leased Lines]                          |
| Telecom Infrastructure     | ISDN subscribers                                       |
| Telecom Infrastructure     | Initial cost [ISDN]                                    |

Help Reports

# ESIS DATABASE

| Indicator  | Type    | Value  | Unit           | Scale   | Mode              | Source | Note | Acceptance |
|--|---------|--------|----------------|---------|-------------------|--------|------|------------|
| ► Gross freshwater delivered by the water supply industry (ISIC 36)                    | Numeric | 136200 | cubic meter... | Million | Manually inserted |        |      |            |
| Freshwater losses during transport: evaporation and leakage                            | Numeric | 45200  | cubic meter... | Million | Manually inserted |        |      |            |
| Net freshwater delivered by water supply industry                                      | Numeric | 91000  | cubic meter... | Million | Manually inserted |        |      |            |
| Net freshwater delivered by water supply industry to households                        | Numeric | 91000  | cubic meter... | Million | Manually inserted |        |      |            |
| Net freshwater delivered by water supply industry to agriculture, forestry and fishing | Numeric |        | cubic meter... | Million |                   |        |      |            |
| Net freshwater delivered by water supply industry to manufacturing (ISIC 10-33)        | Numeric |        | cubic meter... | Million |                   |        |      |            |
| Net freshwater delivered by water supply industry to electricity industry (ISIC 351)   | Numeric |        | cubic meter... | Million |                   |        |      |            |
| Net freshwater delivered by water supply industry to other economic activities         | Numeric |        | cubic meter... | Million |                   |        |      |            |

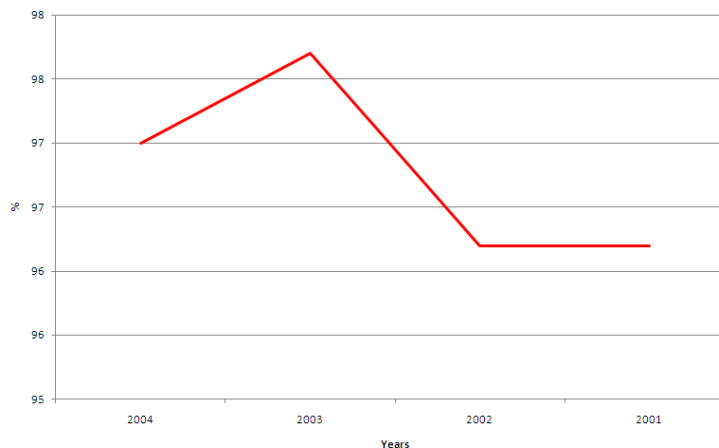
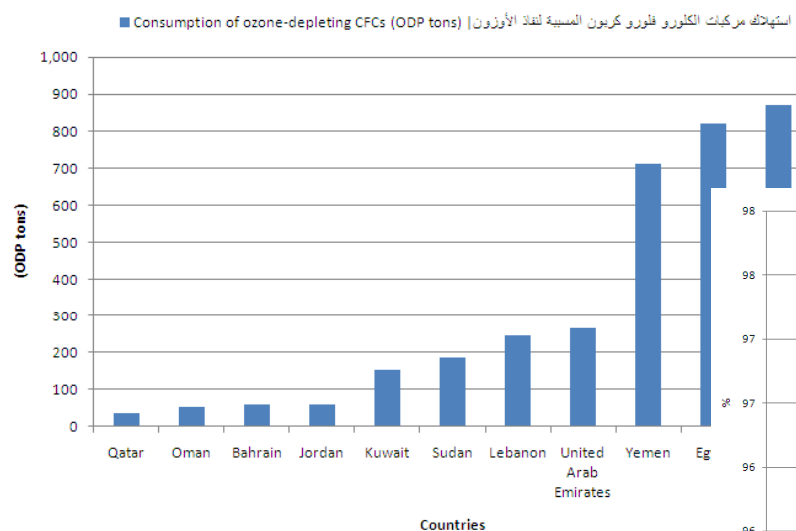
**Enter and Manage Data, import data, derive and aggregate indicators, delete and restore data**

# ESIS DATABASE

المؤشرات المحددة ل: 2006

|         | Number of threatened amphibian species | Number of threatened birds species | Number of threatened fish species   | Number of threatened higher plants species  | Number of threatened mammals species | Number of threatened reptile species |          |
|---------|--|------------------------------------|-------------------------------------|---|--------------------------------------|--------------------------------------|----------|
|         | عدد فصائل البرمائيات المهددة بالانقراض | عدد فصائل الطيور المهددة بالانقراض | عدد فصائل الأسماك المهددة بالانقراض | عدد فصائل النباتات العليا المهددة بالانقراض | عدد فصائل الثدييات المهددة بالانقراض | عدد فصائل الزواحف المهددة بالانقراض  |          |
| Bahrain | 0                                      | 7                                  | 6                                   | 0   | 2                                    | 4                                    | البحرين  |
|         |  |                                    |                                     |   | 14                                   | 11                                   | مصر      |
|         |  |                                    |                                     |   | 12                                   | 2                                    | العراق   |
|         |  |                                    |                                     |   | 12                                   | 5                                    | الأردن   |
|         |  |                                    |                                     |   | 5                                    | 2                                    | الكويت   |
|         |  |                                    |                                     |   | 9                                    | 7                                    | لبنان    |
|         |  |                                    |                                     |   | 13                                   | 4                                    | عمان     |
|         |  |                                    |                                     |   | 0                                    | 4                                    | فلسطين   |
|         |  |                                    |                                     |   | 1                                    | 2                                    | قطر      |
|         |  |                                    |                                     |   | 12                                   | 2                                    | السعودية |

## Consumption of ozone-depleting CFCs (ODP tons)





# ESIS Web Portal

[Home](#)[Documentations](#)[Reports](#)[Overview](#)[FAQs](#)[News & Events](#)[Reports ▾](#)

## Customized Reports

Proceed to our Support Chat and our representatives will help you with any question regarding our web templates and services. [more details](#)



## Ranking of Countries

Proceed to our Support Chat and our representatives will help you with any question regarding our web templates and services. [more details](#)



## National & Regional Profiles

Proceed to our Support Chat and our representatives will help you with any question regarding our web templates and services. [more details](#)





## ESIS- ESCWA vs. Member Countries

| ESCWA                         | Member Countries                     |
|-------------------------------|--------------------------------------|
| All Administrative features   | All Administrative features          |
| All Reporting Features        | All Reporting Features               |
| Data for all Member Countries | Data for the specified Country       |
| ESCWA gathers and enters data | Member country enters their own data |
| ESCWA disseminates Data       | Member Country disseminates Data     |

The background is a solid blue gradient. At the top, there is a decorative wavy line that separates a lighter blue header area from the main blue body. The wavy line has a slight undulating pattern across the width of the slide.

**Thank you**