

Distr.
LIMITED

E/ESCWA/SDPD/2007/WP.1
22 October 2007
ORIGINAL: ENGLISH



:

" .() "

Cen2Eco

.

.....
.....
.....

..... -

..... -

..... -

..... -

..... -

..... -

..... -

..... -

..... -

..... -

..... -

..... -

..... -

..... -

..... -

..... -

..... -

..... -

..... -

..... -

..... -

.....

.....

.....

.....

.....

.....

.....

.....

.....

.....

.....

.....

.....

O+A
EPP-Core

.....

.....
.....
.....
.....
.....
.....
.....
.....
.....
.....
.....

.....

..... APEC OECD

..... () O+A

..... () EPP-Core

..... (-)

.....

.....

..... O+A

.....

.....

.....

.....

.....

.....

.....

.....

.....

.....

..... (-)

.....

.....

.....		.
.....		.
.....	O+A	.
..... O+A		.

	Asia-Pacific Economic Cooperation	APEC
	Arab Reference List on Environmental Goods	ARL
	Arab Reference List on Environmental Goods	AR list
	Billion United States Dollars	\$b
-	Build-Operate-Transfer	BOT
-	Council of Arab Ministers Responsible for the Environment	CAMRE
	Central Product Classification	CPC
	demand-side management	DSM
EBI	Environmental Business International Inc.	EBI
	environmental goods	EG
	environmental goods and services	EGS
	environmentally preferable products	EPP
	Economic and Social Commission for Western Asia	ESCWA
	European Union	EU
	foreign direct investment	FDI
	General Agreement on Trade in Services	GATS
	gross domestic product	GDP
	Harmonized Commodity Description and Coding System	HS
	Kilogram	kg
	League of Arab States	LAS
	Lifecycle assessment	LCA
	Least Developed Country	LDC
	Million United States Dollars	\$m
	cubic meter	m ³
	Millennium Development Goals	MDG
	multilateral environmental agreement	MEA
	Middle East and North Africa	MENA
	Non-oil exporting	NOX
	Combined OECD and APEC lists of environmental goods	O+A list
	Organization for Economic Cooperation and Development	OECD
	oil exporting	OX
	United Arab Emirates	UAE
	Countries with Economies in Transition in Eastern Europe and Central Asia	U-CET

Developed Countries	U-DdC
Developing Africa	U-DgAFR
Developing Asia and Oceania	U-DgASO
Developing Countries	U-DgC
Developing Latin America and the Caribbean	U-DgLAC
unaccounted for water	UFW
United Nations	UN
United Nations Conference on Trade and Development	UNCTAD
United Nations Environment Programme	UNEP
United States dollar	US\$
World Integrated Trade Solution	WITS
World Summit on Sustainable Development	WSSD
World Trade Organization	WTO

" () "

(CAMRE)

(WTO) (-)

(JCEDAR)

JCEDAR (-)

/ CAMRE

(UNEP/ROWA)

1

2

3

- (

)

-

/

-

.%

% ,

"

"

-

(CPC)

"

"

⁴ ESCWA, 2006, *Statistical Abstract of the ESCWA Region*, Twenty-sixth Issue.

" (OECD)

:"

-
-
-
-
-
-
-
-
-

⁵ OECD, 1996, *The Global Environmental Goods and Services Industry*, (<http://www.oecd.org/dataoecd/11/10/2090577.pdf>).

(GATS)

%

⁶ ESCWA, 2007, *Compendium of Environment Statistics in the ESCWA Region*, E/ESCWA/SCU/2007/2.

⁷ FAO, 2007, *QUASTAT Global Information System on Water and Agriculture*, (<http://www.fao.org/nr/water/aquastat/main/index.stm>).

%

%

%

%

%

%

%

¹³ Institute for International Research, 2007, *Middle East Electricity* (<http://www.middleeastelectricity.com/Power/PowerGeneration.html>).

¹⁴ International Energy Agency, 2006, *World Energy Outlook 2006* (Annex B - Electricity Access available at: <http://www.iea.org/textbase/weo/electricity.pdf>).

¹⁵ Economic and Social Council, 2006, Report of the Regional Implementation Meeting of the Economic and Social Commission for Western Asia, presented to the 14th Session of the Commission on Sustainable Development (1-12 May 2006), E/CN.17/2006/4/Add.2.



¹⁶ International Energy Agency, 2005, *World Energy Outlook 2005* (<http://www.iea.org/textbase/nppdf/free/2005/weo2005.pdf>).

¹⁷ ESCWA, 2006, *Statistical Abstract of the ESCWA Region*, Twenty-sixth Issue.

¹⁸ UNEP-ROWA, 2003, *Sound Environmental Management of Solid Waste*.

%

)

(

(

)

²⁰ Mediterranean Environmental Technical Assistance Program, Regional Solid Waste Management Project, Bi-Annual Newsletter, October 2003, Number 1 (<http://www.metap.org/files/SW/RSWMP-Newsletter1.pdf>).

.JCEDAR

²¹ Steenblik, R., Drouet D. and Stubbs, G., 2005, "Synergies between Trade in Environmental Services and Trade in Environmental Goods," OECD Trade and Environment Working Paper 2005/1, OECD Paris.

²² WTO, "Environmental Goods - Submission by the State of Qatar on Paragraph 31 (iii)" to the WTO Committee on Trade and Environment Special Session, TN/TE/W/14, 9 October 2002; and WTO, "Harmonized System (HS) Classification Codes of Gas-Related Goods – Submission by the State of Qatar on Paragraph 31 (iii)" to the WTO Committee on Trade and Environment Special Session and Negotiating Group on Market Access, TN/TE/W/27 and TN/MA/W/33, 25 April 2003.

²³ LAS, CAMRE Technical Secretariat, 2006, "Arab Reference List on Environmental Goods", Draft Report, November 2006 .

JCEDAR

.

-

.

)

:(

GATS

-
-
-
-
-
-
-
-
-
-
-
-
-

.

■

.

.

(UNCTAD)

()

²⁵ WTO, Ministerial Declaration, par. 31(iii), Ministerial Conference, Fourth Session, Doha, Qatar, WT/MIN(01)/DEC/W/1, 14 November 2001.

²⁶ UNCTAD, 2005, *Trade in Services and Development Implications*, TD/B/COM.1/71.

²⁷ OECD, 2000, *Environmental Services: The 'Win-Win' Role of Trade Liberalisation in Promoting Environmental Protection and Economic Development*, COM/TD/ENV(99)93/FINAL.

(BOT)

					✓		
-					✓		
-					✓		
-					✓	✓	- (BOT)
-					✓		
					✓	✓	(/)

OECD, 2000, *Environmental Services: the 'Win-Win' Role of Trade Liberalisation in Promoting Environmental Protection and Economic Development*, Doc. No. COM/TD/ENV(99)93/FINAL.

²⁸ UNCTAD, 2006, *Universal Access to Services*, (TD/B/COM.1/EM.30/2).

)
(

▪
▪
▪

-

-

(EPPs)

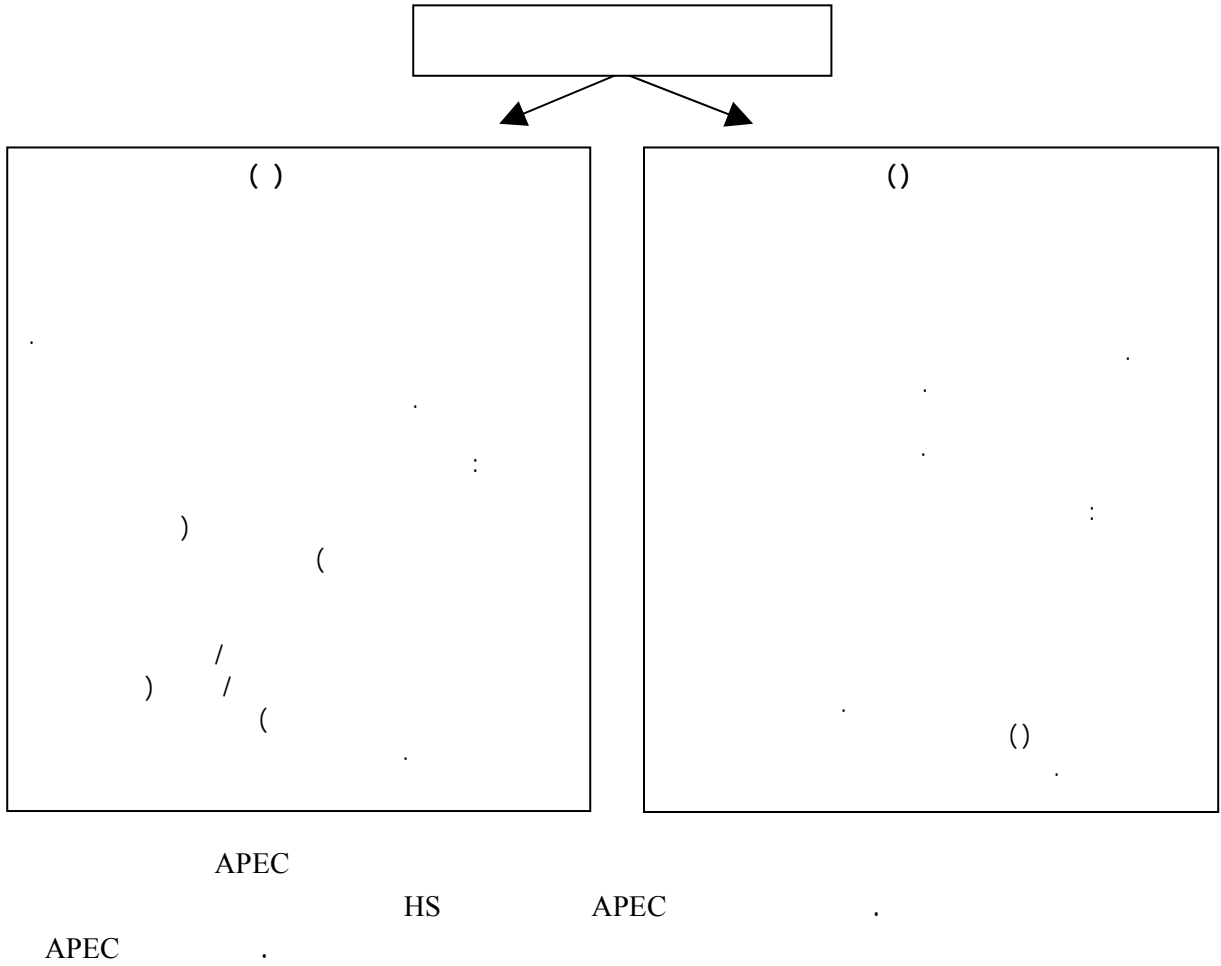
/

(OECD)

(APEC)

()

(HS)



²⁹ OECD, 2001, *Environmental Goods and Services: The Benefits of Further Global Trade Liberalisation*.

³⁰ APEC, 2001, *Survey of Environmental Markets in APEC*.

) APEC OECD

APEC

OECD

(

(UNCTAD)
(EPP-Core)

" "

(CT-fuels)

(CT)

(LCA)

UNCTAD

EPP-Core

EPP-Core

" "

³¹ UNCTAD, 2005, "Environmental Goods: Identifying Items of Export Interest to Developing Countries," CBTF Briefing Note (<http://www.unep-unctad.org/CBTF/events/briefing.asp>). For a list of the O+A and EPP-Core EGs see also: www.cen2eco.org/escwa-c2e-egs.htm.

(MEAs)

(WSSD)

() :

(MDG)

)

() ()

(

()

()

()

APEC OECD

()

APEC OECD

HS

- ()

()

()

()

()

Environmental Business International Inc. (EBI)

) % , EBI (

EBI

% .%

.()

- :

³⁵ OECD, 2005, *Trade that Benefits the Environment and Development*; and Environmental Business International, Inc., 2005, "The U.S. Environmental Industry and Global Market" (<http://www.ebiusa.com>)

GATS

.

.

WITS (Comtrade)

" " ()

.O+A APEC OECD

" " ()

.EPP-Core UNCTAD

:

=U-DdC ○

=U-DgC ○

=U-DgAFR ○

=U-DgASO ○

=U-DgLAC ○

=U-CET ○

= ○

() ()

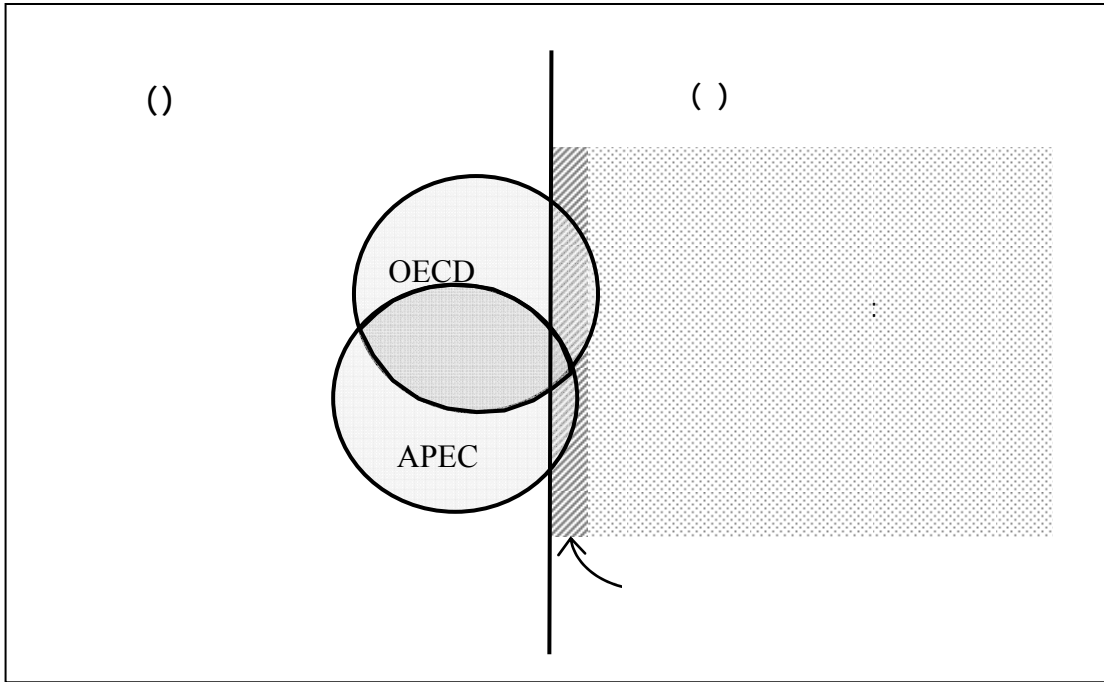
() APEC OECD

" "

()

³⁸ <http://comtrade.un.org> and <http://wits.worldbank.org>

APEC OECD



Hamwey, R., 2005, *Environmental Goods: Dynamic Gains for Developing Countries*, Working Paper, Cen2eco, Geneva
 (<http://www.cen2eco.org/C2E-Documents/Cen2eco-EG-DynGains-W.pdf>).

O+A

O+A

O+A
% ,

% ,)

O+A

% , (

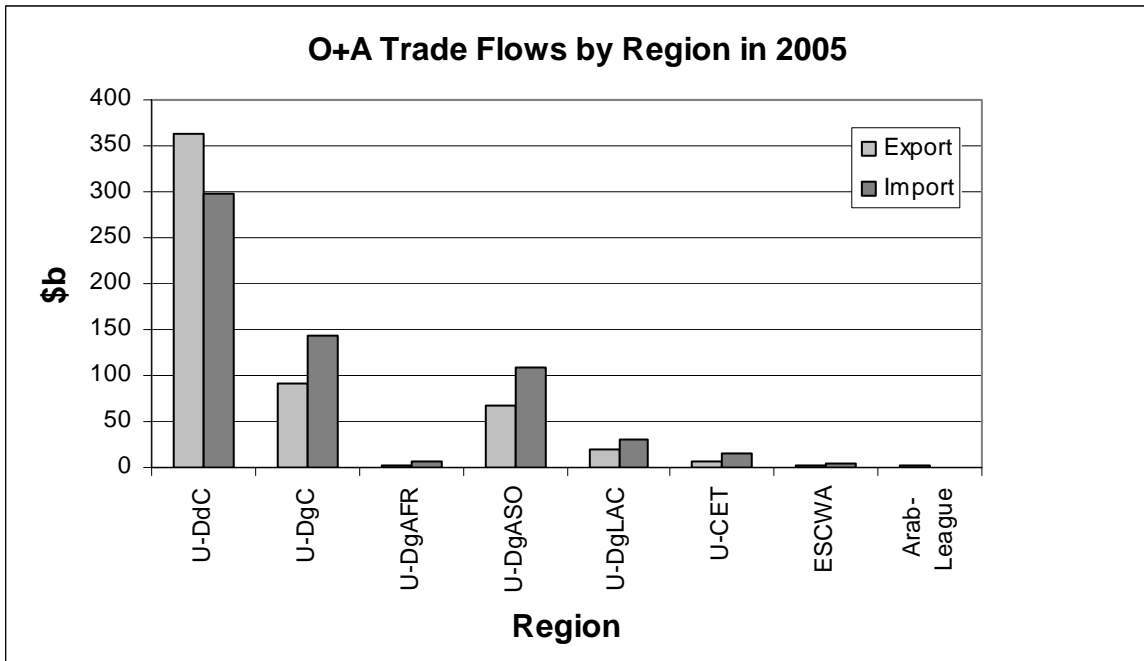
% ,)

(

% ,

O+A

() O+A .



Year **2005**
 EG Group **O+A**
 Partner **World**
 Trade Value (\$ '000)

Reporter	Export	Import	% World Exports	% World Imports
U-DdC	362,043,225	297,252,673	79	65
U-DgC	91,220,870	144,068,787	20	32
U-DgAFR	3,144,970	6,389,380	1	1
U-DgASO	67,797,043	108,052,322	15	24
U-DgLAC	20,278,856	29,627,085	4	7
U-CET	5,850,509	14,237,984	1	3
World	459,114,604	455,559,443		
ESCWA	1,335,053	4,960,679	0.3	1.1
Arab League	1,622,137	7,255,448	0.4	1.6

.U-DgLAC U-DgASO U-DgAFR : DgC :

()

.EPP-Core

%

()

%

%

()

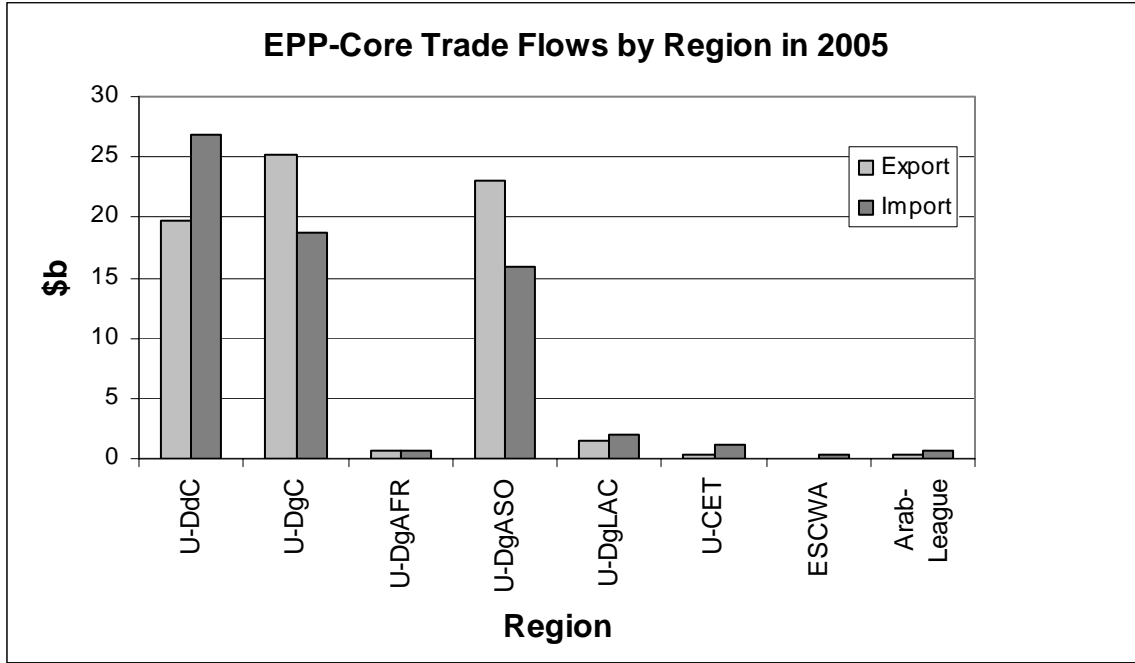
()

%

EPP-Core

O+A

() EPP-Core



Year 2005
 EG Group EPP-Core
 Partner World
 Trade Value (\$ '000)

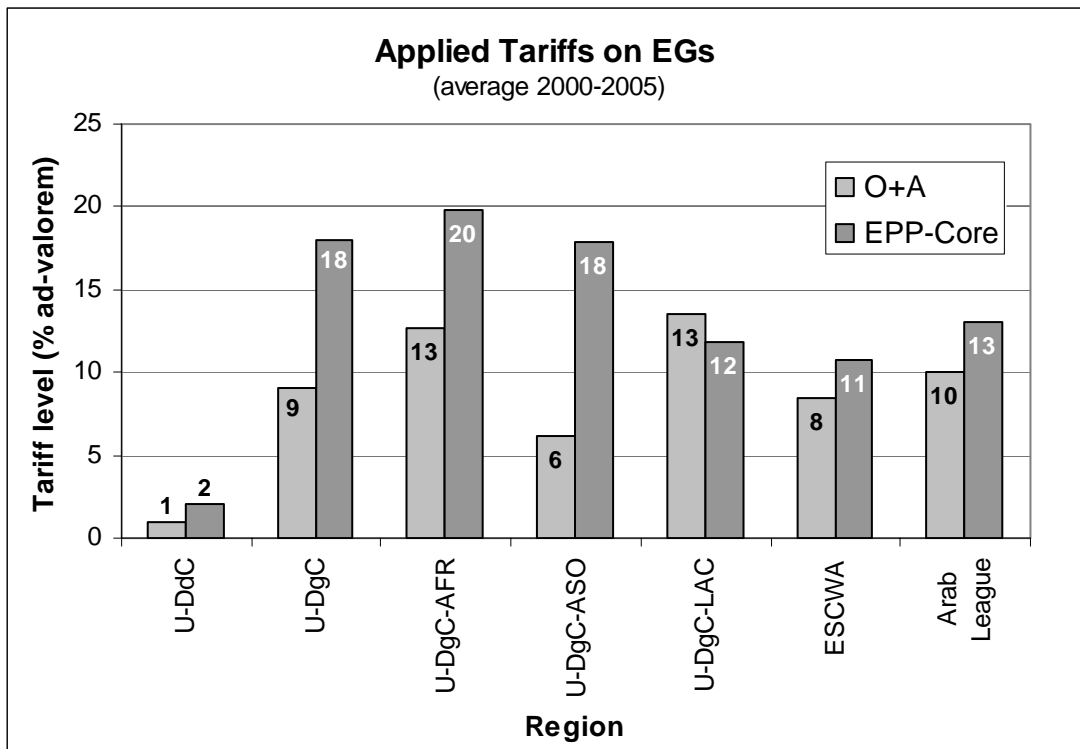
Reporter	Export	Import	% World Exports	% World Imports
U-DdC	19,773,456	26,833,709	44	57
U-DgC	25,228,875	18,675,660	56	40
U-DgAFR	720,579	641,205	2	1
U-DgASO	23,094,403	15,978,672	51	34
U-DgLAC	1,413,893	2,055,783	3	4
U-CET	370,861	1,202,666	1	3
World	45,373,192	46,712,036		
ESCWA	77,262	357,046	0.2	0.8
Arab League	269,905	601,254	0.6	1.3

.U-DgLAC U-DgASO U-DgAFR : DgC :

() ()

... " " % " " %
 . () % () %

(-)



O+A

EPP-Core

(O+A) ()

)

(EPP-Core) ()

O+A

EPP-Core

O+A

(%

EPP-Core O+A

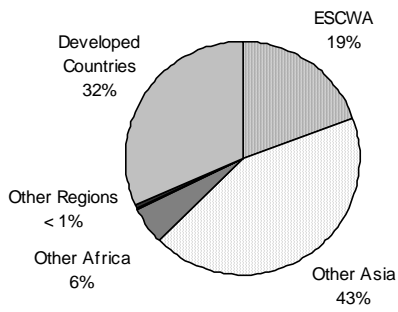
O+A

O+A %

EPP-Core %

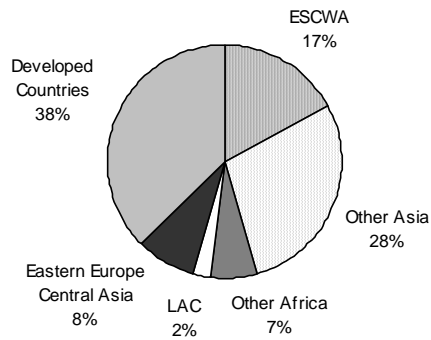
.EPP-Core

**ESCWA O+A
Export Destinations (2000-2004)**



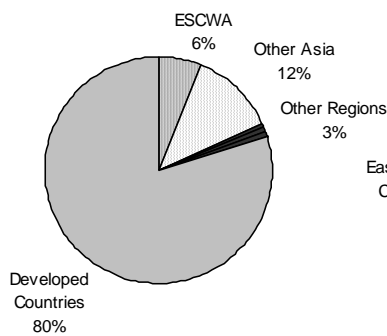
**2003 Exports
= 2 \$b**

**ESCWA EPP-Core
Export Destinations (2000-2004)**



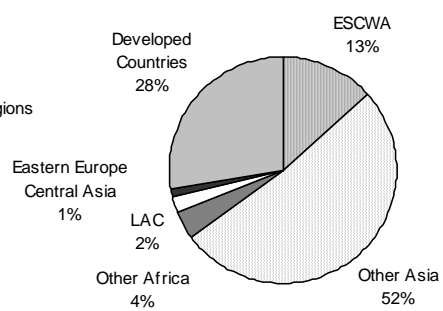
**2003 Exports
= 165 \$m**

**ESCWA O+A
Import Origins (2000-2004)**



**2003 Imports
= 8 \$b**

**ESCWA EPP-Core
Import Origins (2000-2004)**



**2003 Imports
= 680 \$m**

EPP-) () (O+A) ()

(Core

()

O+A

. ()

"

"

()

.EPP-Core O+A

() ()

()

-

:

-
-
-
-
-
-
-
-
-

.ARL

)

.(

:

:

ARL I

.[

]

:

ARL II

]

.[

/

▪

▪

▪

▪

(

▪

)

)

.(

.

.

.

.

-

:

▪

▪

▪

▪

▪

▪

:

.

:

▪

○

○

○

○

:

■

○

○

○

○

○

○

:

■

○

○

○

○

:

.

.

.

-

/

(JCEDAR)

.

.(Comtrade)

(

)

.(

)

WITS

HS

APEC OECD

HS

" ")

(

" "

" "

HS

" "

HS

" "

" ()

" " "

HS

Comtrade

E

%

(E)

(V)

E

HS

()

() ARL V			() ARL V		
(\$)			(\$)		

_____ -

:

▪
▪

■
■
■

O+A

O+A	ARL IV	ARL III	ARL II	ARL I	
5	0	1	8	5	
3	0	2	5	3	
6	0	1	7	5	
5	1	4	7	4	
6	0	1	9	5	
3	1	4	3	5	
10	0	2	11	8	
4	0	5	7	4	
7	0	1	11	4	
12	0	1	11	9	
5	0	1	8	4	
3	0	7	4	4	
6	0	1	5	5	
4	0	3	6	4	
5	0	1	7	5	
8	0	4	7	4	
4	0	1	5	4	

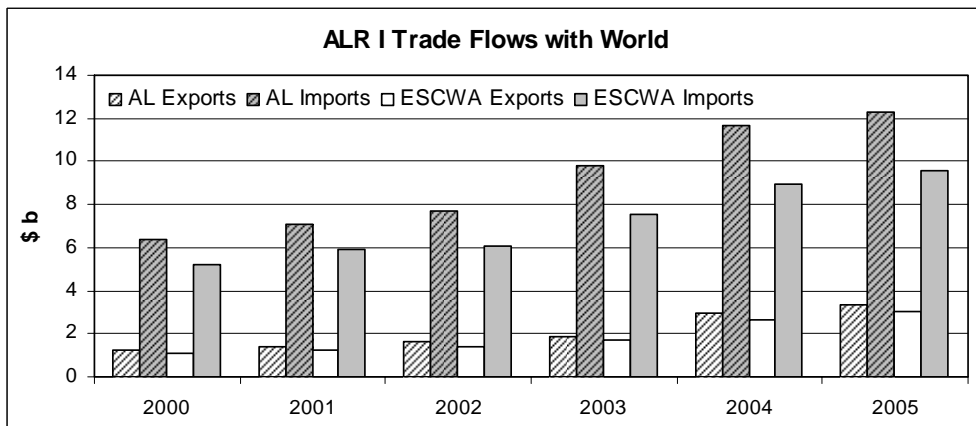
.%

:

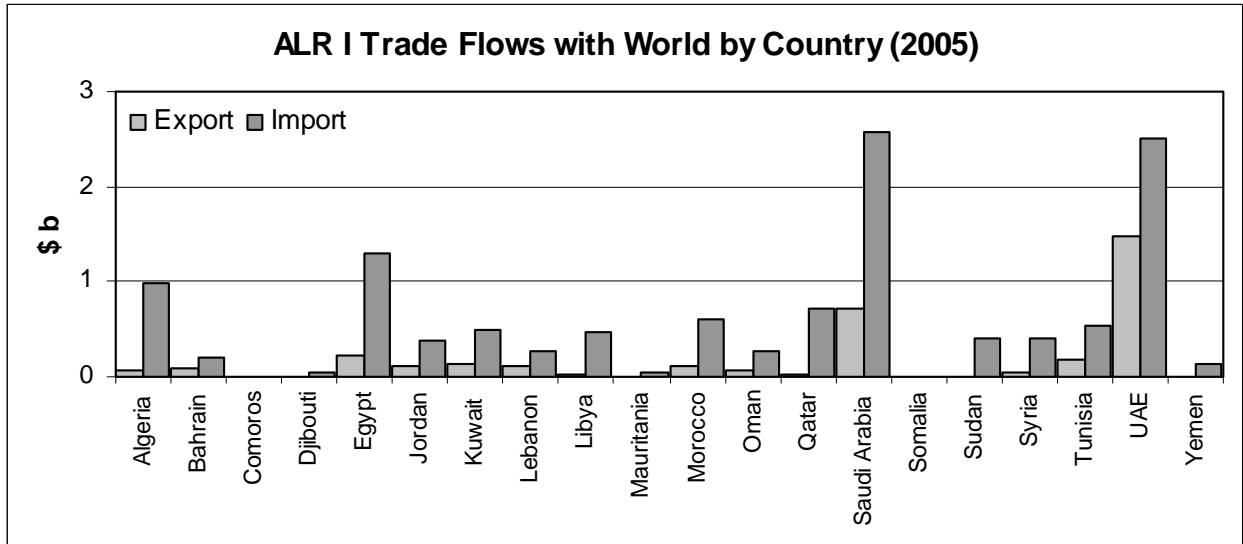
O+A	ARL IV	ARL III	ARL II	ARL I	
1	0	0	2	3	
1	0	7	1	1	
3	0	16	1	2	
2	0	2	8	1	
0	0	12	1	0	
1	0	0	3	3	
0	0	0	0	0	
0	0	4	0	1	
0	0	7	1	0	
1	0	13	0	0	
0	0	12	0	0	
2	0	0	3	6	
1	0	12	2	1	
0	0	2	5	1	
1	0	5	0	0	
0	0	0	0	0	
0	0	1	0	0	

.%

:



:



.O+A

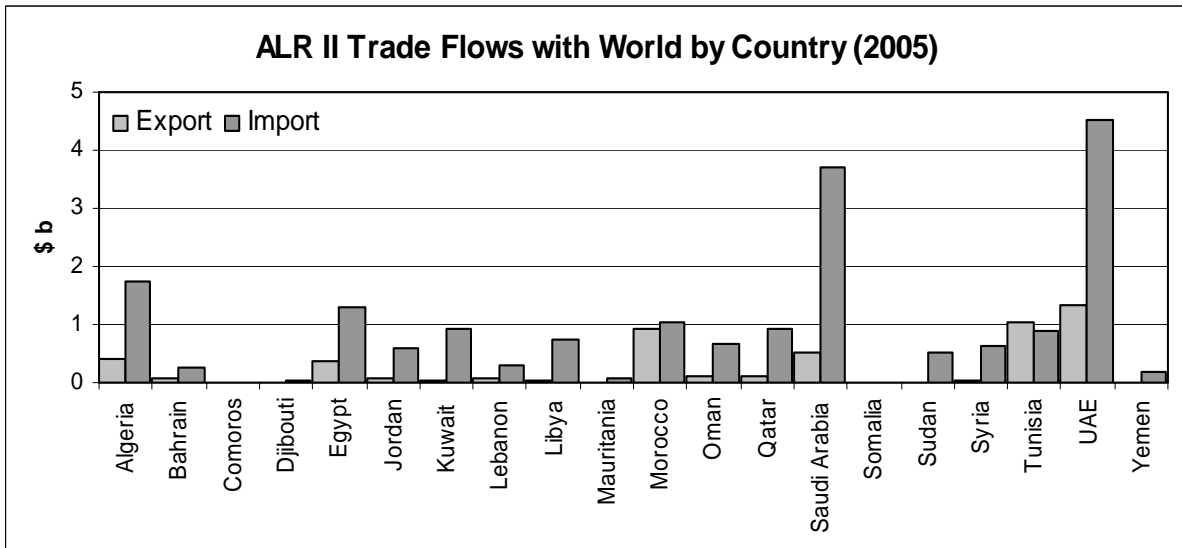
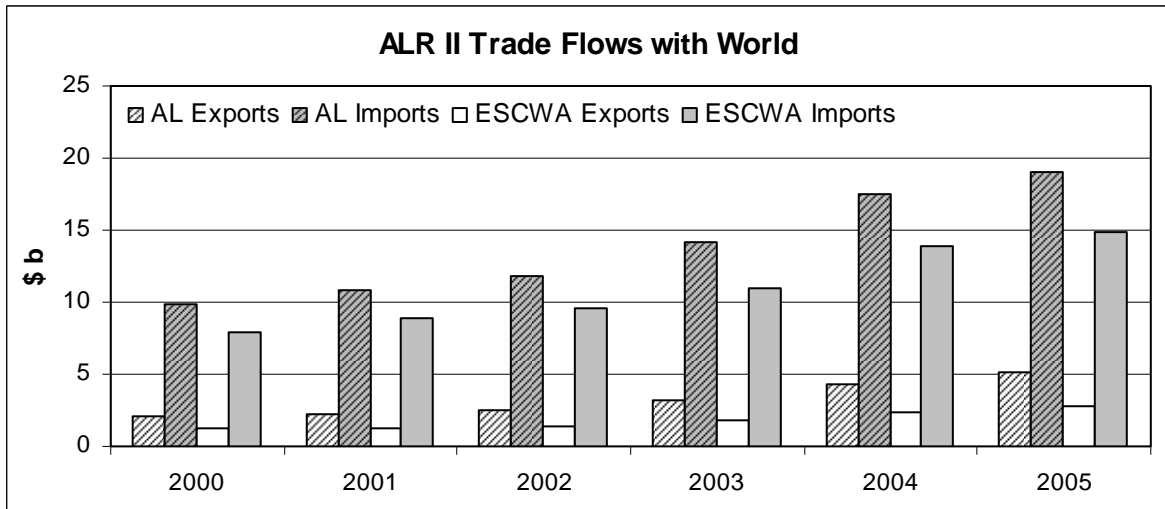
.O+A

O+A

() ARL I			() ARL I		
(\$)			(\$)		
786		48			48
391		740400			8413
301		760200			8421
208		3920			841199
198		841199	618		841182
163		841182	591		841480
123		8421	559		841370
105		8413	547		392690
101		841430	510		3920
98		382490	487		382490
93		392690	470		730410

:

_____ -



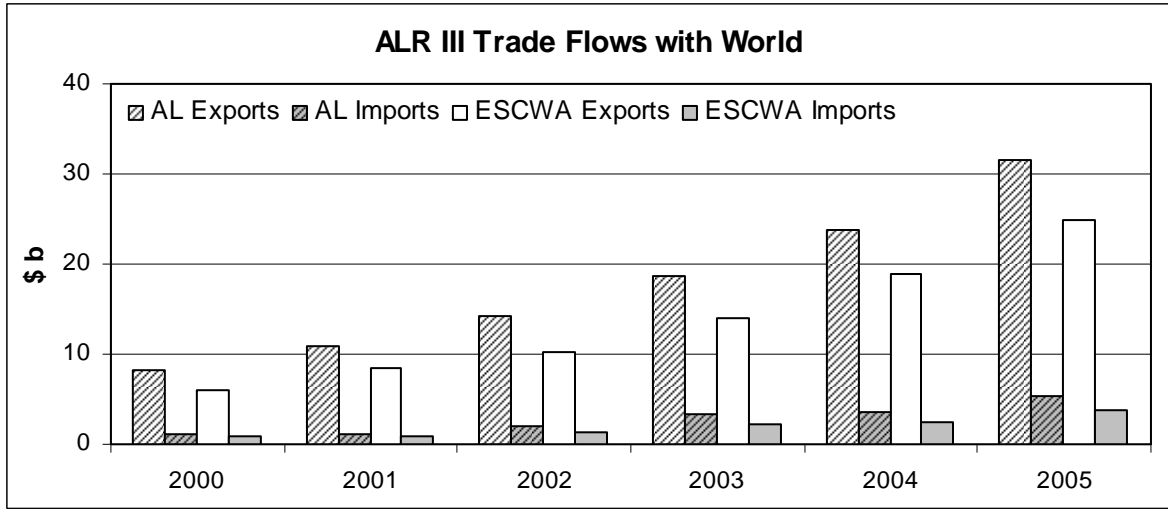
" "

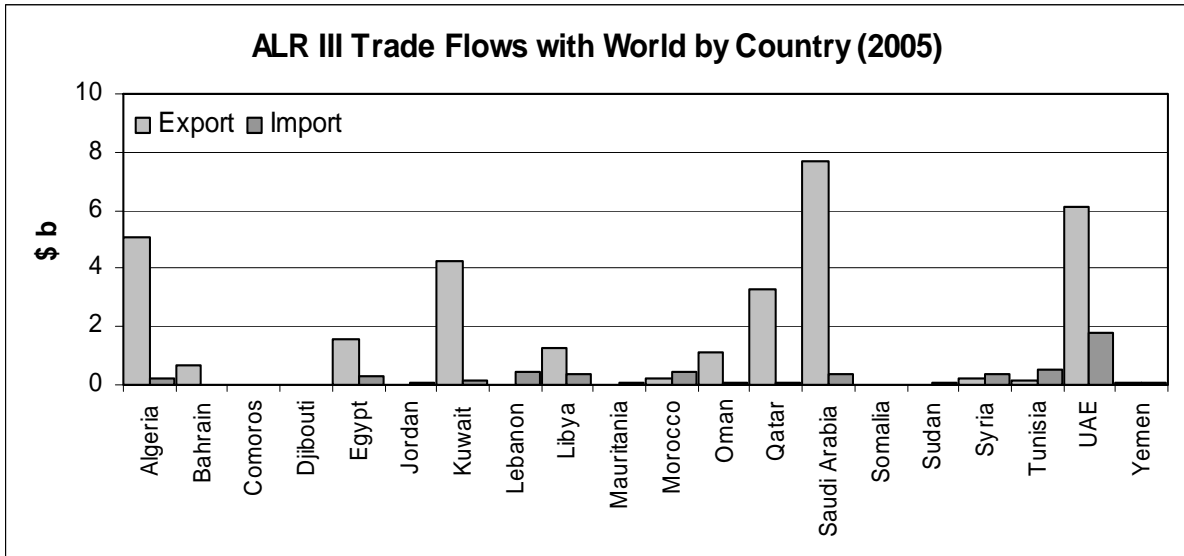
() ARL II			() ARL II		
(\$)			(\$)		
				3 -	
		()		()	
				()	
)	(

_____ -

() /

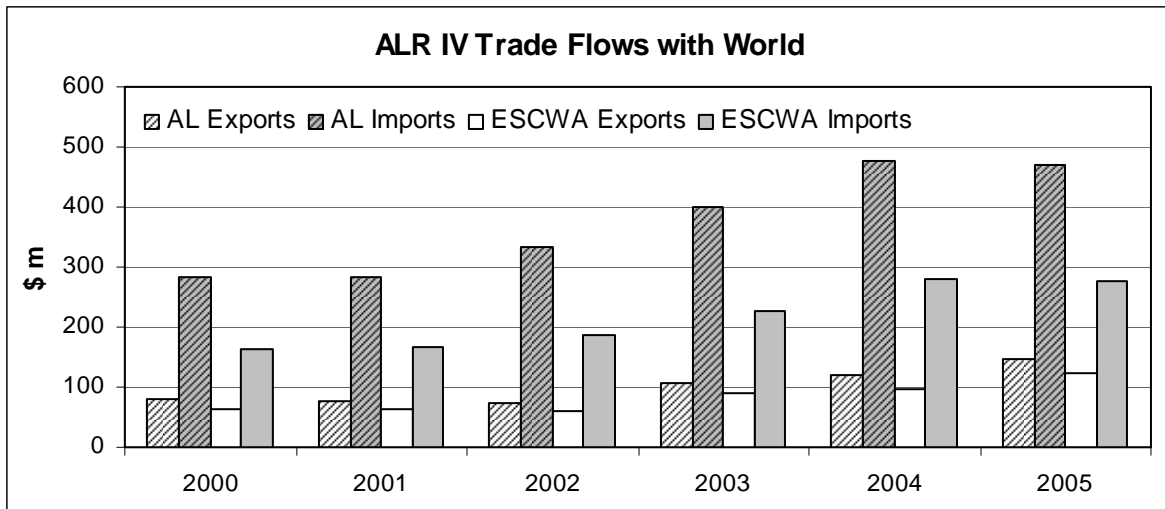
HS
) HS HS
()





() ARL III			() ARL III		
(\$)			(\$)		
				()	
	()				

HS

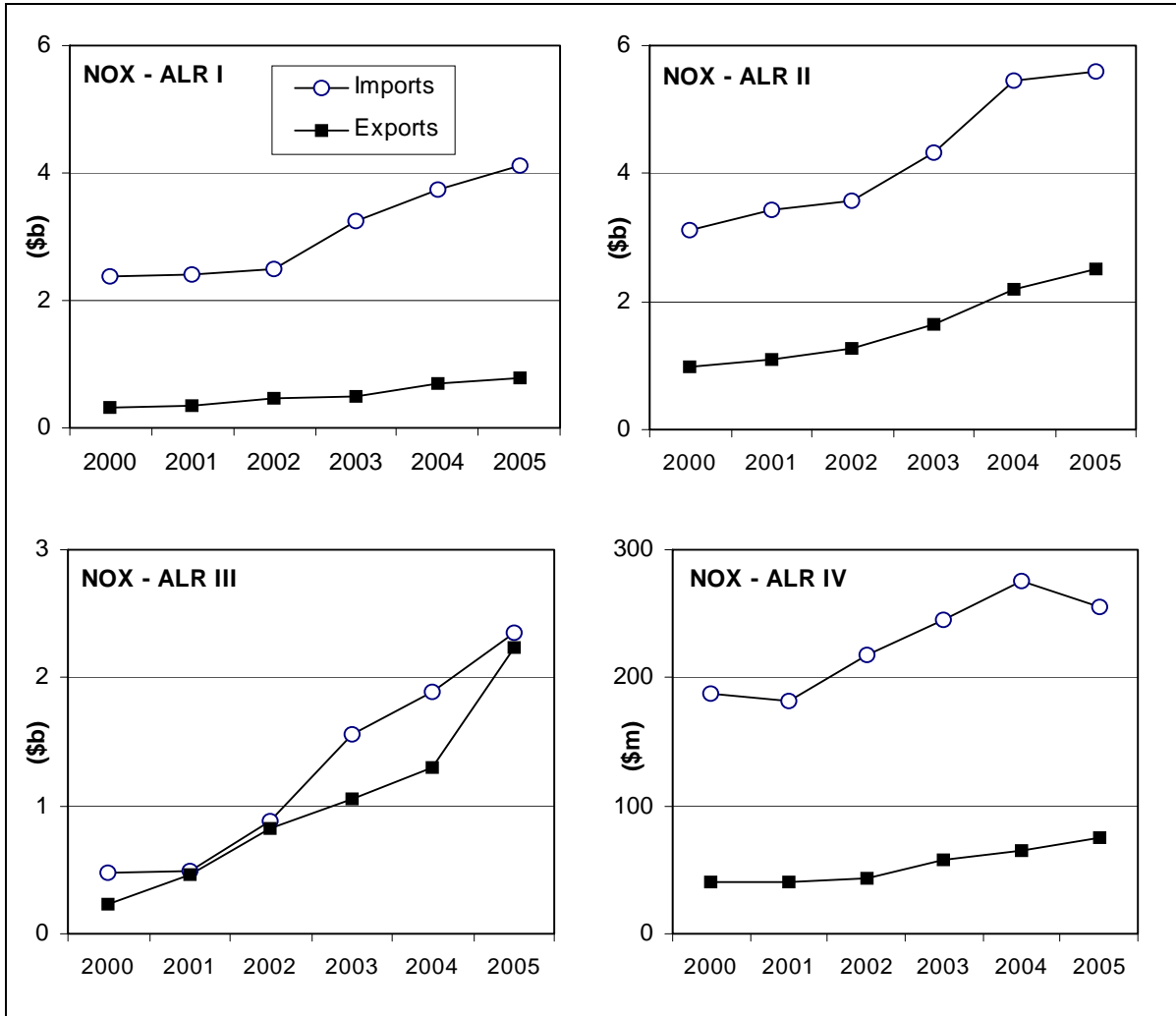


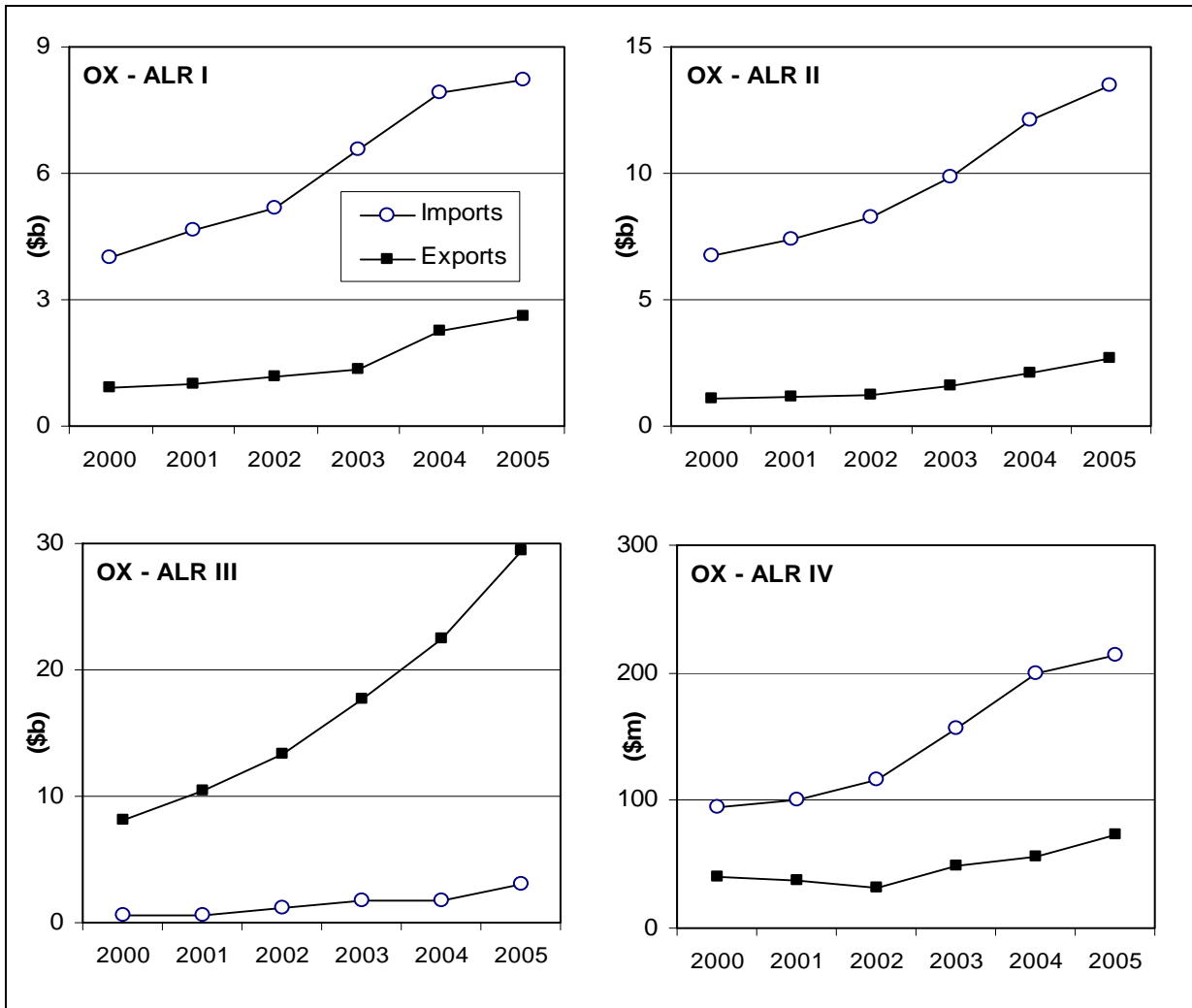
(ox)

(nox)

()

()
()





O+A

.EPP-Core

O+A

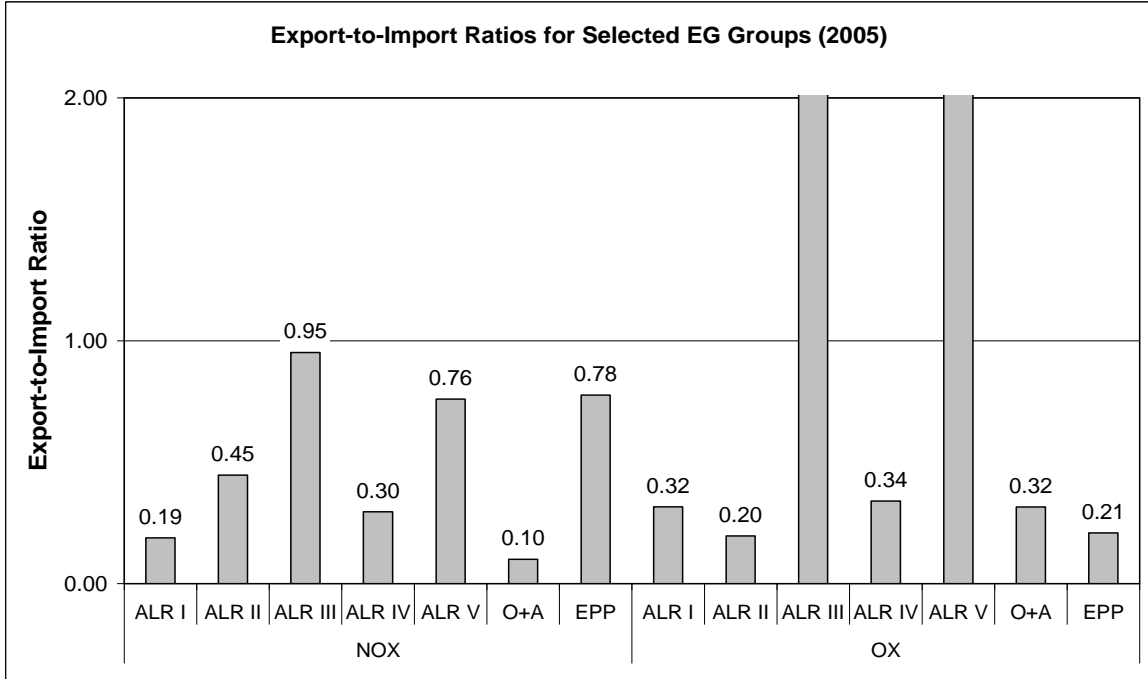
O+A

EPP-Core

(,)

(,)

EPP-Core



.EPP-Core

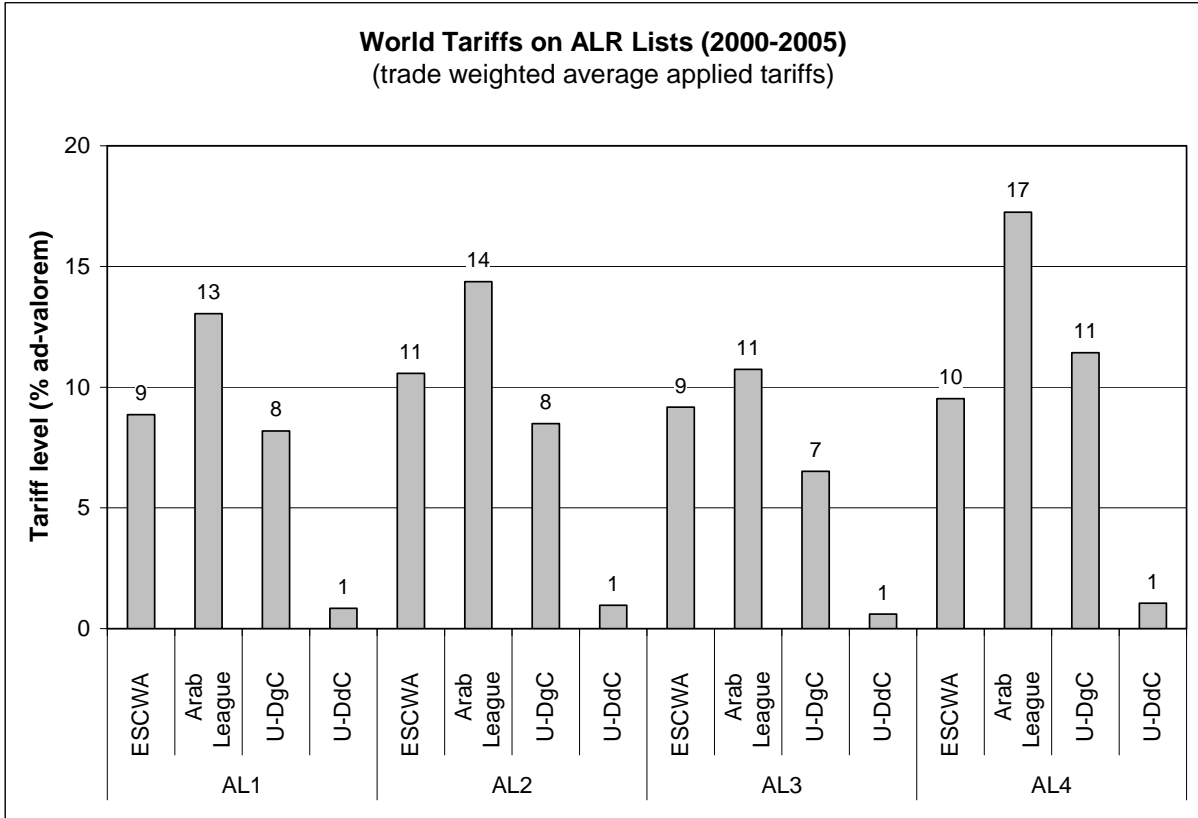
EPP

:

EPP-Core

O+A

(-)



DdC

DgC

O+A

APEC OECD /

)

% X

X

(%)

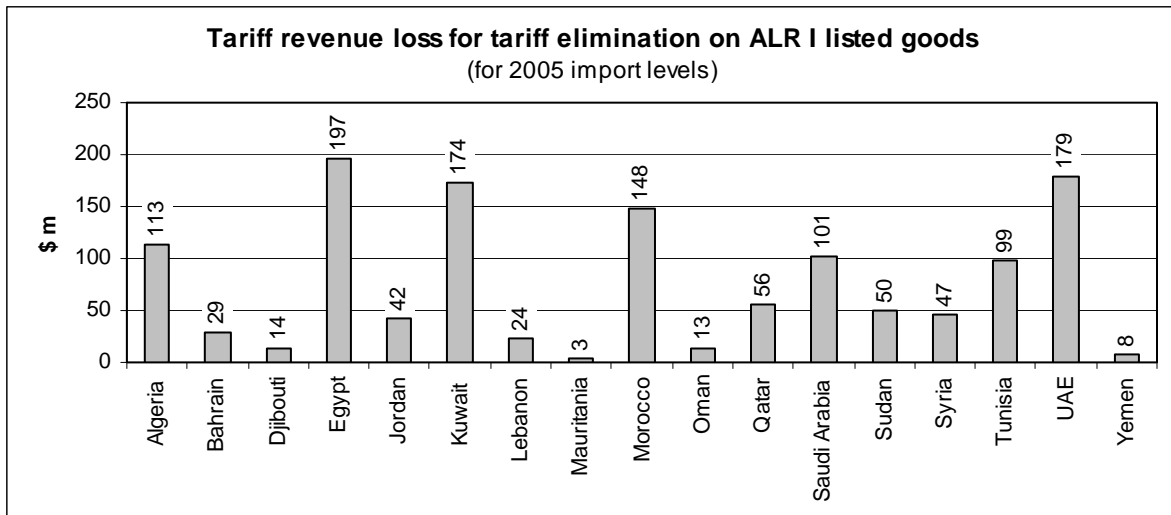
APEC OECD

:

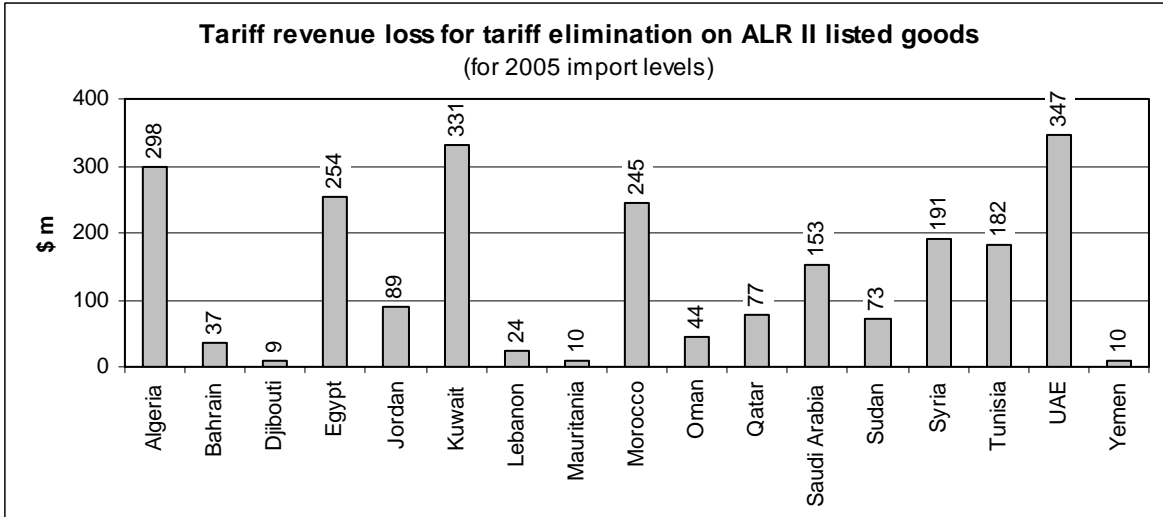
/

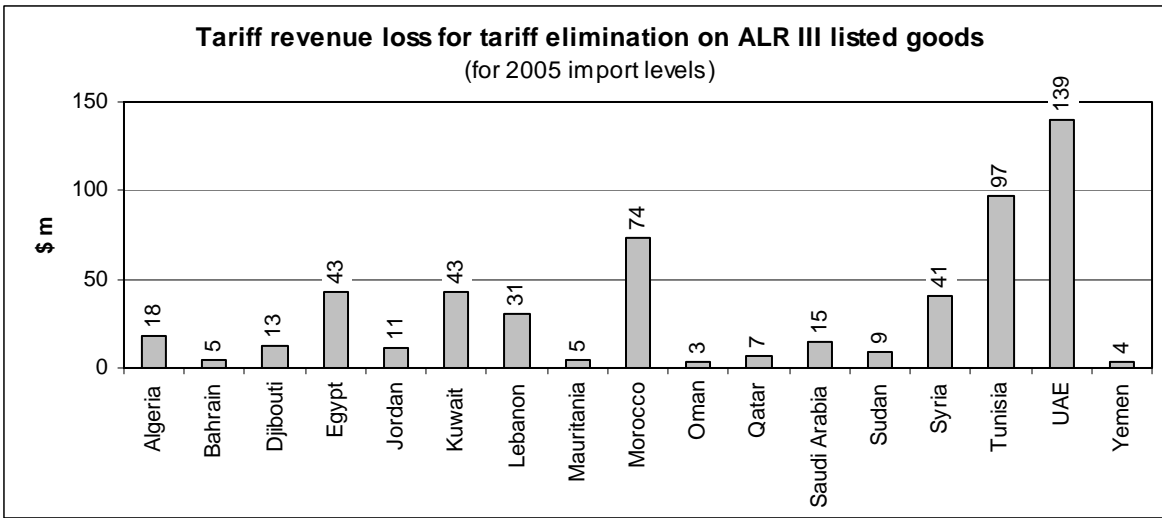
APEC OECD

.%

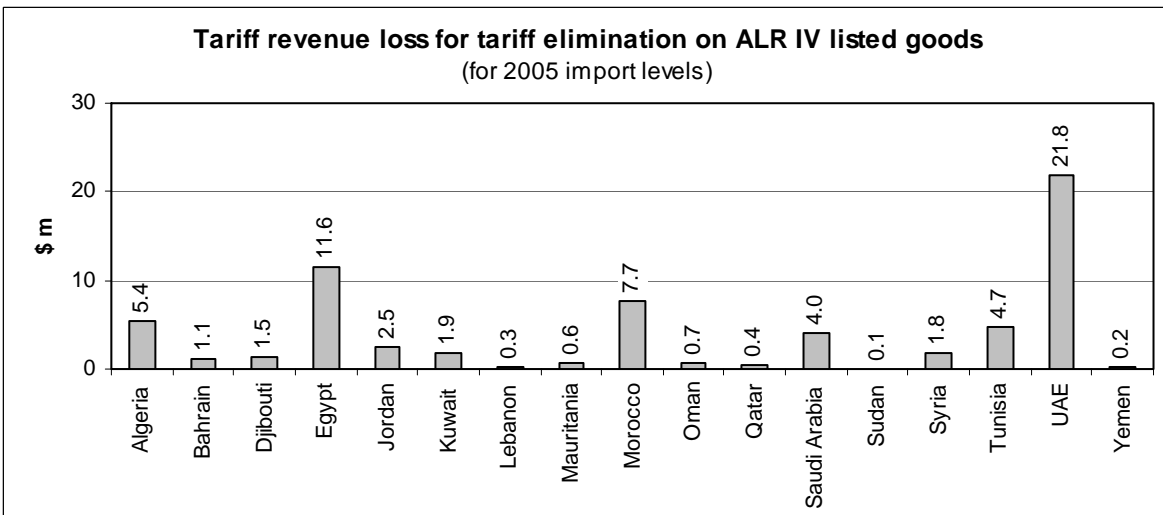


%

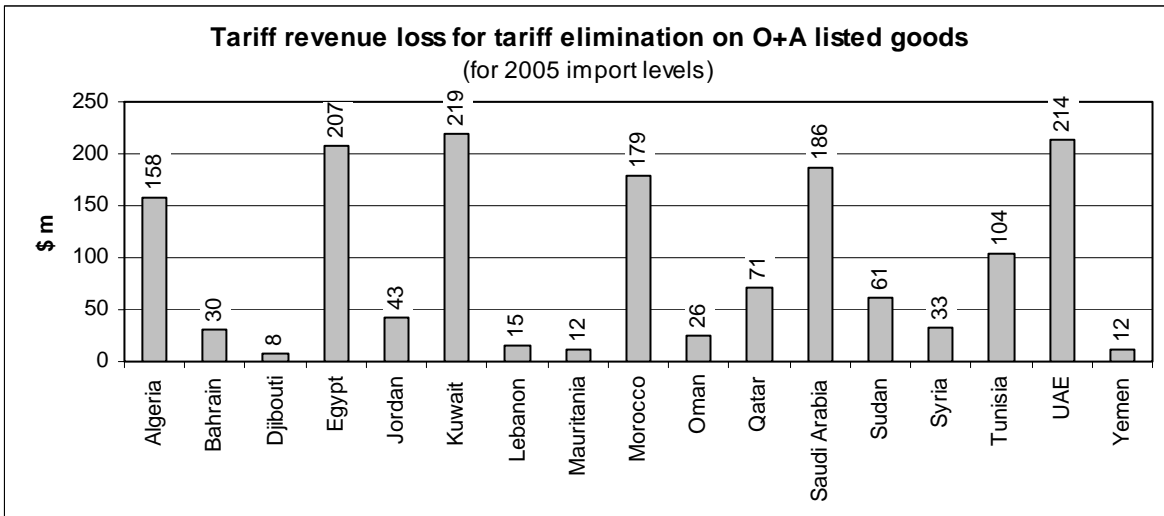




EPP-Core

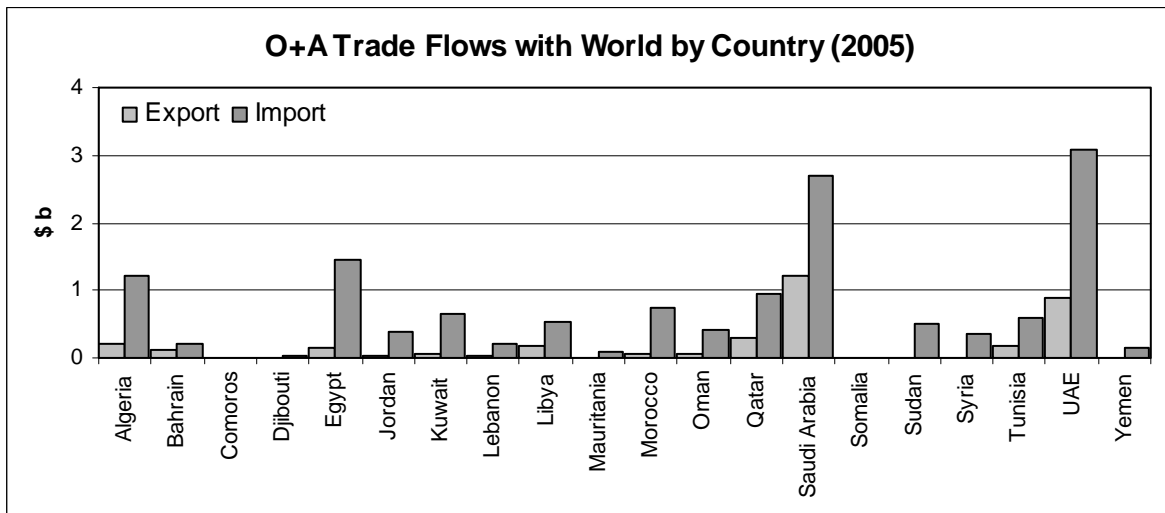


O+A



O+A

O+A



GATS

: GATS

()

-
-
-
-
-
-
-

⁵² UNCTAD, 2006, Trade in Services and Development Implications, TD/B/COM.1/77.

⁵³ Mashayekhi, M., 2000, "GATS 2000 Negotiations: Options for Developing Countries", Working Paper No. 9, South Centre, Geneva.

:

() =U-DdC ○

() =U-DgC ○
.U-DgLAC U-DgASO U-DgAFR :

() =U-DgAFR ○

-

() =U-DgASO ○

() =U-DgLAC ○

() ○

() ○

.

.

○

O+A

ESCWA Country (year)	Trade Flow	HS 1996 code	Product	Value (\$US)	
Bahrain (2004)	Exports	290511	Methyl alcohol	72,331,523	
		840991	Parts for spark-ignition engines except aircraft	3,580,028	
		841950	Heat exchange units, non-domestic, non-electric	2,603,893	
		283210	Sodium sulphites	1,516,648	
		392690	Plastic articles nes	1,194,666	
	Total value of top five exports as percentage of total O+A exports				96
	Imports	841790	Parts of industrial or laboratory furnaces/ovens	48,172,673	
		842199	Parts for filter/purifying machines for liquid/gas	23,998,497	
		690290	Refractory bricks etc nes	14,311,536	
		841430	Compressors for refrigerating equipment	12,288,556	
690220		Refractory bricks etc >50% alumina or silica	10,668,546		
Total value of top five imports as percentage of total O+A imports				50	
Egypt (2004)	Exports	392690	Plastic articles nes	10,063,640	
		281410	Anhydrous ammonia	3,602,806	
		690220	Refractory bricks etc >50% alumina or silica	3,363,230	
		731029	Cans, iron or steel, capacity <50 litres nes	2,473,942	
		731021	Cans, iron/steel, capacity <50l closed by crimp/solder	2,134,429	
	Total value of top five exports as percentage of total O+A exports				62
	Imports	847989	Machines and mechanical appliances nes	182,125,597	
		848180	Taps, cocks, valves and similar appliances, nes	52,755,599	
		841490	Parts of vacuum pumps, compressors, fans, blowers, hoods	36,878,213	
		392690	Plastic articles nes	35,328,285	
841990		Parts, laboratory/industrial heating/cooling machinery	29,391,480		
Total value of top five imports as percentage of total O+A imports				56	
Jordan (2004)	Exports	392020	Sheet/film not cellular/reinf polymers of propylene	5,877,060	
		731010	Tank, cask or container, iron/steel, capacity 50-300l	4,413,410	
		854389	Other electrical machines and apparatus with one function	4,278,630	
		280110	Chlorine	3,826,058	
		392690	Plastic articles nes	3,040,381	
	Total value of top five exports as percentage of total O+A exports				38
	Imports	392690	Plastic articles nes	19,985,363	
		392020	Sheet/film not cellular/reinf polymers of propylene	14,605,699	
		847989	Machines and mechanical appliances nes	14,098,498	
		841381	Pumps nes	11,599,465	
842121		Water filtering or purifying machinery or apparatus	7,528,595		
Total value of top five imports as percentage of total O+A imports				35	

Kuwait (2001)	Exports	281410	Anhydrous ammonia	12,381,304
		281511	Sodium hydroxide (caustic soda) solid	2,714,147
		320990	Polymer based paints & varnishes nes, aqueous medium	1,133,354
		280110	Chlorine	541,788
		840999	Parts for diesel and semi-diesel engines	506,380
		Total value of top five exports as percentage of total O+A exports		
	Imports	848180	Taps, cocks, valves and similar appliances, nes	38,681,820
		320990	Polymer based paints & varnishes nes, aqueous medium	25,281,624
		841990	Parts, laboratory/industrial heating/cooling machinery	24,317,162
		840999	Parts for diesel and semi-diesel engines	19,383,006
841381		Pumps nes	13,379,866	
Total value of top five imports as percentage of total O+A imports			42	
Lebanon (2003)	Exports	392020	Sheet/film not cellular/reinf polymers of propylene	7,121,786
		392690	Plastic articles nes	2,592,384
		320990	Polymer based paints & varnishes nes, aqueous medium	2,249,995
		780600	Articles of lead nes	2,040,202
		731010	Tank, cask or container, iron/steel, capacity 50-300l	1,611,588
		Total value of top five exports as percentage of total O+A exports		
	Imports	848180	Taps, cocks, valves and similar appliances, nes	14,644,317
		392690	Plastic articles nes	10,535,324
		392020	Sheet/film not cellular/reinf polymers of propylene	10,143,390
		841381	Pumps nes	6,995,792
842129		Filtering/purifying machinery for liquids nes	5,222,132	
Total value of top five imports as percentage of total O+A imports			36	
Oman (2004)	Exports	392690	Plastic articles nes	4,725,775
		281511	Sodium hydroxide (caustic soda) solid	2,936,069
		840999	Parts for diesel and semi-diesel engines	1,821,654
		392020	Sheet/film not cellular/reinf polymers of propylene	941,473
		252220	Slaked lime	828,921
		Total value of top five exports as percentage of total O+A exports		
	Imports	847990	Parts of machines and mechanical appliances nes	103,331,830
		841950	Heat exchange units, non-domestic, non-electric	70,404,296
		848180	Taps, cocks, valves and similar appliances, nes	49,691,283
		840999	Parts for diesel and semi-diesel engines	37,727,552
841430		Compressors for refrigerating equipment	28,433,844	
Total value of top five imports as percentage of total O+A imports			54	
Qatar (2004)	Exports	281410	Anhydrous ammonia	185,088,337
		281511	Sodium hydroxide (caustic soda) solid	41,998,720
		902610	Equipment to measure or check liquid flow or level	1,372,578
		392490	Plastic household, toilet articles not table, kitchen	1,229,437
		701990	Glass fibres, glass wool and articles thereof nes	996,131
		Total value of top five exports as percentage of total O+A exports		
	Imports	847990	Parts of machines and mechanical appliances nes	19,839,976
		848110	Valves, pressure reducing	13,860,772
		392490	Plastic household, toilet articles not table, kitchen	12,823,690
		848140	Valves, safety or relief	11,326,480
841950		Heat exchange units, non-domestic, non-electric	10,541,365	
Total value of top five imports as percentage of total O+A imports			33	

Saudi Arabia (2002)	Exports	290511	Methyl alcohol	467,375,711
		281512	Sodium hydroxide (caustic soda) in aqueous solution	87,490,657
		701990	Glass fibres, glass wool and articles thereof nes	26,551,555
		841989	Machinery for treatment by temperature change nes	13,144,191
		731021	Cans, iron/steel, capacity <50l closed by crimp/solder	10,023,662
		Total value of top five exports as percentage of total O+A exports		
	Imports	841430	Compressors for refrigerating equipment	162,652,430
		848180	Taps, cocks, valves and similar appliances, nes	125,346,815
		840991	Parts for spark-ignition engines except aircraft	83,716,789
		841381	Pumps nes	73,088,971
848110		Valves, pressure reducing	70,919,893	
Total value of top five imports as percentage of total O+A imports			35	
Syria (2004)	Exports	392690	Plastic articles nes	6,085,268
		392490	Plastic household, toilet articles not table, kitchen	2,362,482
		731010	Tank, cask or container, iron/steel, capacity 50-300l	691,665
		731029	Cans, iron or steel, capacity <50 litres nes	584,397
		841381	Pumps nes	539,229
		Total value of top five exports as percentage of total O+A exports		
	Imports	392020	Sheet/film not cellular/reinf polymers of propylene	19,744,424
		841430	Compressors for refrigerating equipment	16,317,253
		848180	Taps, cocks, valves and similar appliances, nes	15,722,516
		841381	Pumps nes	12,883,008
841490		Parts of vacuum pumps, compressors, fans, blowers, hoods	11,674,729	
Total value of top five imports as percentage of total O+A imports			42	
Yemen (2004)	Exports	N/A		
	Imports	840999	Parts for diesel and semi-diesel engines	25,407,947
		847989	Machines and mechanical appliances nes	17,267,317
		848110	Valves, pressure reducing	10,251,790
		847982	Machines to mix, knead, crush, grind, etc, nes	4,814,346
		890790	Buoys, beacons, coffer-dams, pontoons, floats nes	4,693,386
		Total value of top five imports as percentage of total O+A imports		

EPP-Core

Region (year)	Trade Flow	HS 1996 code	Product	Value (\$US)
Gulf States (2002)	Exports	630510	Sacks & bags, packing, of jute or other bast fibres	5,833,797
		320910	Acrylic & vinyl polymer based paint, varnish, in water	3,250,811
		570110	Carpets of wool or fine animal hair, knotted	3,190,709
		310100	Animal or vegetable fertilizers, in packs >10 kg	3,074,114
		510111	Greasy shorn wool, not carded or combed	2,629,116
		560890	Knotted netting, nets, of natural materials	1,540,823
		510129	Degreased wool nes, not carded, combed or carbonized	1,525,770
		510119	Greasy wool (other than shorn) not carded or combed	1,481,686
		960310	Brooms/brushes of vegetable material	1,125,904
		850680	Primary cells & primary (lead-free batteries)	1,065,001
		Value of top five EPP-Core exports as percentage of total EPP-Core exports		
Mashreq countries (2003)	Exports	121190	Plants & parts, pharmacy, perfume, insecticide use nes	23,399,273
		530110	Flax fibre, raw or retted	8,138,308
		530129	Flax fibre, otherwise processed but not spun	6,913,574
		321000	Paints and varnishes nes, water pigments for leather	3,825,896
		230690	Vegetable oil-cake and other solid residues nes	2,713,637
		530121	Flax fibre, broken or scutched	2,200,893
		121110	Liquorice roots	1,949,926
		320910	Acrylic & vinyl polymer based paint, varnish, in water	1,667,645
		510129	Degreased wool nes, not carded, combed or carbonized	1,658,772
		460120	Mats, matting and screens, vegetable plaiting material	1,479,153
		Value of top five EPP-Core exports as percentage of total EPP-Core exports		

Source: Based on nationally reported data, United Nations COMTRADE Database, UNSD, 2006.

Note: Latest available data given, totals are value of top ten exports as a percentage of total EPP-Core exports.

	:	:
TN/TE/W/50/Rev.1 :	:	:
	:	:
	:	:
TN/TE/W/49/Rev.2 :	:	:
	:	:
:	:	:
TN/TE/W/69 :	:	:
	:	:
TN/TE/W/67 :	:	:
	:	:
-	:	:
TN/TE/W/65 :	:	:
	:	:
()	:	:
TN/TE/W/64 :	:	:
	:	:
TN/TE/W/63 :	:	:
	:	:
TN/TE/W/62 :	:	:
	:	:
TN/TE/W/49/Rev.1 :	:	:

	:	:
TN/TE/W/60 :	:	:
	:	:
TN/TE/W/57/Corr.1 :	-	:
	:	:
TN/TE/W/59 :	:	:
	:	:
TN/TE/W/57 :	:	:
	:	:
TN/TE/W/56 :	:	:
	:	:
TN/TE/W/55 :	:	:
	:	:
TN/TE/W/54 :	:	:
	:	:
TN/TE/W/52 :	:	:
	:	:
TN/TE/W/50/Suppl.1 :	:	:
	:	:
TN/TE/W/47/Add.1 :	:	:

TN/TE/W/49/Suppl.1 :

()
TN/TE/W/51 :

TN/TE/W/50 :

TN/TE/W/49/ :

TN/TE/W/48 :

TN/TE/W/47 :

TN/TE/W/46 :

-
TN/TE/W/44/Corr.1 :

TN/TE/W/44 :

TN/TE/W/42 :

		:	:
		:	:
	TN/MA/W/18/Add.5 و TN/TE/W/38 :	:	:
		:	:
	:	:	:
	TN/MA/W/18/Add.4 و TN/TE/W/34 :	:	:
		:	:
		OECD :	:
APEC	:	OECD	:
	:	OECD	- OECD
	WT/CTE/W/228 و TN/TE/W/33 :	:	:
		:	:
	TN/MA/W/33 و TN/TE/W/27 :	:	:
		:	:
	:	:	:
	TN/MA/W/24 و TN/TE/W/19 :	:	:

Country	Product Group	Product description	HS code	Exports in 2005 (US\$)
Arab countries	ALR I	Paper & paperboard, articles of pulp, paper and board	48	786,022,717
		Copper/copper alloy waste or scrap	740400	390,609,729
		Waste or scrap, aluminium	760200	301,110,337
		Plastic plate, sheet, film not cellular, reinforced	3920	207,809,739
		Parts of gas turbine engines except turbo-jet/prop	841199	197,787,466
		Gas turbine engines nes of a power > 5000 kW	841182	163,300,366
		Liquid, gas centrifuges, filtering, purifying machines	8421	122,524,033
		Pumps for liquids	8413	105,156,240
		Compressors for refrigerating equipment	841430	100,645,985
		Chemical prep, allied in	382490	98,482,615
		ALR II	Insulated wire and cable, optical fibre cable	8544
	Anhydrous ammonia		281410	599,337,586
	Electrical switches, connectors, etc, for < 1kV		8536	536,835,826
	Cargo vessels other than tanker or refrigerated		890190	415,436,624
	Air conditioning equipment, machinery		8415	226,687,353
	Motor vehicles for the transport of goods		8704	167,138,546
	Colour television receivers		852812	154,466,650
	Ceramic bathroom, kitchen and other sanitary fixtures		6910	149,402,301
	Refrigerators, freezers and heat pumps nes		8418	147,792,674
	Storage units		847170	111,839,753
	ALR III		Petroleum oils	271000
		Natural gas, liquefied	271111	16,631,000,627
		Propane, liquefied	271112	8,620,435,922
		Butanes, liquefied	271113	4,224,460,475
		Natural gas in gaseous state	271121	2,062,407,484
		Methyl alcohol	290511	1,284,708,833
		Structures, parts of structures of iron or steel, nes	7308	356,137,088
		Nails, staples, etc, iron/steel, not office stationary	7317	84,752,095
		Plants & parts, pharmacy, perfume, insecticide use nes	121190	66,832,848
		Measuring or checking equipment, nes	903180	54,525,343
		ALR IV	Vegetable textile fibres nes, paper yarn, woven fabric	53
	Plastics waste or scrap nes		391590	34,277,974
	Limestone materials		252100	23,506,578
	Worn clothing and other worn articles		630900	10,019,206
	Polyethylene waste or scrap		391510	8,959,994
	Polyvinyl chloride waste or scrap		391530	8,820,324
	Refractory bricks etc >50% alumina or silica		690220	2,766,621
	Polystyrene waste or scrap		391520	1,943,931
	Brooms/brushes of vegetable material		960310	1,321,503
	Slaked lime		252220	1,176,620

ALR V	Oils petroleum, bituminous, distillates, except crude	2710	45,398,960,647	
	Ether and derivatives	2909	2,040,652,139	
	Cyclic hydrocarbons	2902	1,165,764,414	
	Sulphur, except sublimated, precipitated, colloidal	2503	473,996,671	
	Halogenated derivatives of hydrocarbons	2903	362,667,900	
	Potassium chloride, in packs >10 kg	310420	289,139,997	
	Coal-tar distillation products including oils	2707	274,180,454	
	Prepr binder for foundry	3824	142,589,626	
	Benzene	290220	80,863,798	
	Insecticides, fungicides, herbicides etc (retail)	3808	80,278,633	
	TOTAL	ALL COMMODITIES	TOTAL	455,604,124,529
World	ARL I	Paper & paperboard, articles of pulp, paper and board	48	136,488,747,822
		Pumps for liquids	8413	32,741,686,026
		Plastic plate, sheet, film not cellular, reinforced	3920	31,512,899,655
		Plastic articles nes	392690	30,495,518,532
		Liquid, gas centrifuges, filtering, purifying machines	8421	28,025,818,280
		Chemical prep, allied in	382490	22,262,574,055
		Plastic plate, sheet, film, foil, strip, cellular, nes	3921	14,170,969,323
		Parts of gas turbine engines except turbo-jet/prop	841199	12,451,314,201
		Composite diagnostic or laboratory reagents, nes	3822	11,956,484,545
		Motor vehicles for the transport of goods	8704	83,837,993,901
	ARL II	Storage units	847170	65,945,328,228
		Electrical switches, connectors, etc, for < 1kV	8536	59,492,763,772
		Insulated wire and cable, optical fibre cable	8544	55,784,113,177
		Automobiles, spark ignition engine of 1000-1500 cc	870322	44,380,847,984
		Colour television receive	852812	43,502,189,418
		Optical devices, appliances and instruments, nes	901380	39,049,778,942
		Static converters, nes	850440	25,177,616,868
		Refrigerators, freezers and heat pumps nes	8418	24,883,642,153
		Taps, cocks, valves and similar appliances, nes	848180	24,114,959,431
		Petroleum oils	271000	320,112,567,812
	ARL III	Natural gas in gaseous state	271121	105,848,332,156
		Natural gas, liquefied	271111	43,715,500,819
		Automatic regulating or controlling equipment	9032	21,789,012,227
		Screws, bolts, nuts, rivets, washers, etc, iron, steel	7318	21,055,548,377
		Structures, parts of structures of iron or steel, nes	7308	17,720,832,829
		Propane, liquefied	271112	16,209,353,416
		Automatic regulating/controlling equipment nes	903289	13,878,939,966
		Measuring or checking equipment, nes	903180	11,886,114,703
		Butanes, liquefied	271113	10,205,172,790
		Vegetable textile fibres nes, paper yarn, woven fabric	53	3,434,320,401
	ARL IV	Plastics waste or scrap nes	391590	2,591,593,644
		Worn clothing and other worn articles	630900	1,215,787,072
		Refractory bricks, etc with >50% Mg, Ca or Cr as oxide	690210	1,046,865,301
	Polyethylene waste or scrap	391510	999,018,877	
	Refractory bricks etc >50% alumina or silica	690220	968,576,618	
	Refractory bricks etc nes	690290	734,755,441	
	Polyvinyl chloride waste or scrap	391530	506,186,084	
	Brushes nes, as parts of machines, appliances etc	960350	407,982,685	
	Polystyrene waste or scrap	391520	313,802,253	
	Oils petroleum, bituminous, distillates, except crude	2710	320,257,044,630	

ARL V	Cyclic hydrocarbons	2902	30,243,413,983
	Prep binder for foundry	3824	24,214,775,839
	Heterocyclic compounds, nes	2934	17,070,556,811
	Insecticides, fungicides, herbicides etc (retail)	3808	15,579,334,259
	Radioactive elements, isotopes, compounds and mixtures	2844	10,546,275,567
	Coal-tar distillation products including oils	2707	10,170,643,893
	Ether and derivatives	2909	8,991,684,209
	Heterocyclic compounds with unfused pyridine ring, nes	293339	8,314,948,407
	Potassium chloride, in packs >10 kg	310420	7,833,879,951
TOTAL	ALL COMMODITIES	TOTAL	10,190,111,122,397

Notes: 1) Export volumes estimated using mirrored data from all world reporters. All reported export data is the summed exports to the world for each country in the League of Arab States for the products as listed in the table. Exports are to all other countries in the world, including other League of Arab States countries. The item TOTAL or ALL COMMODITIES represents the League of Arab States' total exports of all merchandise to the world.

2) For some product HS numbers and descriptions appearing in this table only a subset of the product group is included as an EG in the AR list as an ex-heading item. As such, considerable contamination may be present when the EG accounts for only a minor component of the trade volume of the larger HS code it is classified under. Detailed notes for each EG provided in the LAS study reference list should be consulted to identify the EGs associated with the HS codes noted in the table in order to assess their relative contribution to the trade volume of all products classified under their HS codes.

- APEC, 2001, *Survey of Environmental Markets in APEC*, ISBN 957-30308-0-2.
- Economic and Social Council, 2006, Report of the Regional Implementation Meeting of the Economic and Social Commission for Western Asia, presented to the 14th session of the Commission on Sustainable Development (1-12 May 2006), E/CN.17/2006/4/Add.2.
- Environmental Business International Inc., 2005, "The U.S. Environmental Industry and Global Market" (<http://www.ebiusa.com>).
- Environmental Business International Inc., 2006, "Global Environmental Market: Overview of Trade Flows" (available at: <http://www.ictsd.org/dlogue/2006-10-12/2006-10-12-Hight.ppt>).
- ESCWA, 2001, *Water Desalination Technologies in the ESCWA Member Countries*, E/ESCWA/TECH/2001/3.
- ESCWA, 2006, *Statistical Abstract of the ESCWA Region*, Twenty-sixth Issue.
- ESCWA, 2007, *Compendium of Environment Statistics in the ESCWA Region*, E/ESCWA/SCU/2007/2.
- FAO, 2007, AQUASTAT Global Information System on Water and Agriculture, (available at: <http://www.fao.org/nr/water/aquastat/main/index.stm>).
- Hamwey, R., 2005, "Environmental Goods: Dynamic Gains for Developing Countries," Working Paper, Cen2eco, Geneva (<http://www.cen2eco.org/C2E-Documents/Cen2eco-EG-DynGains-W.pdf>).
- Howse, R. and van Bork, P. B., 2006, "Options for Liberalising Trade in Environmental Goods in the Doha Round." Issue Paper N° 2, ICTSD, Geneva.
- Institute for International Research, 2007, "Middle East Electricity" (available at: <http://www.middleeastelectricity.com/Power/PowerGeneration.html>).
- International Energy Agency, 2005, *World Energy Outlook 2005* (available at: <http://www.iea.org/textbase/nppdf/free/2005/weo2005.pdf>).
- International Energy Agency, 2006, *World Energy Outlook 2006* (Annex B-Electricity Access available at: <http://www.iea.org/textbase/weo/electricity.pdf>).
- LAS, CAMRE Technical Secretariat, "Arab Reference List on Environmental Goods," Draft Report, November 2006.
- LAS, CAMRE Technical Secretariat, "Arab Reference List on Environmental Goods," Final Report, March 2007.
- Mashayekhi, M., 2000, "GATS 2000 Negotiations: Options for Developing Countries," Working Paper No. 9, South Centre, Geneva.

- Mediterranean Environmental Technical Assistance Program, Regional Solid Waste Management Project, Bi-Annual Newsletter, October 2003, Number 1. (available at: <http://www.metap.org/files/SW/RSWMP-Newsletter1.pdf>).
- OECD, 1996, The Global Environmental Goods and Services Industry (available at <http://www.oecd.org/dataoecd/11/10/2090577.pdf>).
- OECD, 2000, *Environmental Services: The 'Win-Win' Role of Trade Liberalisation in Promoting Environmental Protection and Economic Development*, COM/TD/ENV(99)93/FINAL.
- OECD, 2001, *Environmental Goods and Services: The Benefits of Further Global Trade Liberalisation*, ISBN: 9789264187276.
- OECD, 2005, *Trade that Benefits the Environment and Development*, ISBN: 926403577X.
- Steenblik, R., Drouet D. and Stubbs, G., 2005, "Synergies Between Trade in Environmental Services and Trade in Environmental Goods," OECD Trade and Environment Working Paper 2005/1, OECD Paris.
- The World Bank, 1997-2006, "Toolkits for Private Participation in Water and Sanitation," (<http://www.worldbank.org/html/fpd/water/wstoolkits/index.html>).
- UNCTAD, 2003, *Environmental Goods and Services in Trade and Sustainable Development*, TD/B/COM.1/EM.21/2
- UNCTAD, 2005, "Environmental Goods: Identifying Items of Export Interest to Developing Countries," CBTF Briefing Note (<http://www.unep-unctad.org/CBTF/events/briefing.asp>)
- UNCTAD, 2005, *Trade in Services and Development Implications*, TD/B/COM.1/71.
- UNCTAD, 2006, *Trade in Services and Development Implications*, TD/B/COM.1/77.
- UNCTAD, 2006, *Universal Access to Services*, TD/B/COM.1/EM.30/2
- UNEP/ROWA, 2003, *Sound Environmental Management of Solid Waste*.
- WHO/UNICEF Joint Monitoring Programme for Water Supply and Sanitation, 2005, "Water for life: making it happen" (available at http://www.unicef.org/wes/files/JMP_2005.pdf).
- WTO, 2002, "Environmental Goods - Submission by the State of Qatar on Paragraph 31 (iii)" to the WTO Committee on Trade and Environment Special Session, TN/TE/W/14 , 9 October 2002.
- WTO, 2003, "Harmonized System (HS) Classification Codes of Gas-Related Goods – Submission by the State of Qatar on Paragraph 31 (iii)" to the WTO Committee on Trade and Environment Special Session and Negotiating Group on Market Access, TN/TE/W/27 and TN/MA/W/33, 25 April 2003.
- WTO, 2005, "EC Submission on Environmental Goods - Submission by the European Commission on Paragraph 31 (iii)," TN/TE/W/56, 5 July 2005.